

John Vince

Calculus for Computer Graphics

 Springer

Calculus for Computer Graphics

John Vince

Calculus for Computer Graphics

 Springer

Professor Emeritus John Vince, MTEch, PhD,
DSc, CEng, FBCS
Bournemouth University
Bournemouth, UK
<http://www.johnvince.co.uk>

ISBN 978-1-4471-5465-5

ISBN 978-1-4471-5466-2 (eBook)

DOI 10.1007/978-1-4471-5466-2

Springer London Heidelberg New York Dordrecht

Library of Congress Control Number: 2013948102

© Springer-Verlag London 2013

This work is subject to copyright. All rights are reserved by the Publisher, whether the whole or part of the material is concerned, specifically the rights of translation, reprinting, reuse of illustrations, recitation, broadcasting, reproduction on microfilms or in any other physical way, and transmission or information storage and retrieval, electronic adaptation, computer software, or by similar or dissimilar methodology now known or hereafter developed. Exempted from this legal reservation are brief excerpts in connection with reviews or scholarly analysis or material supplied specifically for the purpose of being entered and executed on a computer system, for exclusive use by the purchaser of the work. Duplication of this publication or parts thereof is permitted only under the provisions of the Copyright Law of the Publisher's location, in its current version, and permission for use must always be obtained from Springer. Permissions for use may be obtained through RightsLink at the Copyright Clearance Center. Violations are liable to prosecution under the respective Copyright Law.

The use of general descriptive names, registered names, trademarks, service marks, etc. in this publication does not imply, even in the absence of a specific statement, that such names are exempt from the relevant protective laws and regulations and therefore free for general use.

While the advice and information in this book are believed to be true and accurate at the date of publication, neither the authors nor the editors nor the publisher can accept any legal responsibility for any errors or omissions that may be made. The publisher makes no warranty, express or implied, with respect to the material contained herein.

Printed on acid-free paper

Springer is part of Springer Science+Business Media (www.springer.com)

*This book is dedicated to my best friend,
Heidi.*

Preface

Calculus is one of those subjects that appears to have no boundaries, which is why some calculus books are so large and heavy! So when I started writing this book, I knew that it would not fall into this category: it would be around 200 pages long and take the reader on a gentle journey through the subject, without placing too many demands on their knowledge of mathematics.

The objective of the book is to inform the reader about functions and their derivatives, and the inverse process: integration, which can be used for computing area and volume. The emphasis on geometry gives the book relevance to the computer graphics community, and hopefully will provide the mathematical background for professionals working in computer animation, games and allied disciplines to read and understand other books and technical papers where differential and integral notation is found.

The book divides into 13 chapters, with the obligatory Introduction and Conclusion chapters. Chapter 2 reviews the ideas of functions, their notation and the different types encountered in every-day mathematics. This can be skipped by readers already familiar with the subject.

Chapter 3 introduces the idea of limits and derivatives, and how mathematicians have adopted limits in preference to infinitesimals. Most authors introduce integration as a separate subject, but I have included it in this chapter so that it is seen as an antiderivative, rather than something independent.

Chapter 4 looks at derivatives and antiderivatives for a wide range of functions such as polynomial, trigonometric, exponential and logarithmic. It also shows how function sums, products, quotients and function of a function are differentiated.

Chapter 5 covers higher derivatives and how they are used to detect a local maximum and minimum.

Chapter 6 covers partial derivatives, which although are easy to understand, have a reputation for being difficult. This is possibly due to the symbols used, rather than the underlying mathematics. The total derivative is introduced here as it is required in a later chapter.

Chapter 7 introduces the standard techniques for integrating different types of functions. This can be a large subject, and I have deliberately kept the examples simple in order to keep the reader interested and on top of the subject.

Chapter 8 shows how integration reveals the area under a graph and the concept of the Riemann Sum. The idea of representing an area or a volume as the limiting sum of some fundamental unit, is central to understanding calculus.

Chapter 9 deals with arc length, and uses a variety of worked examples to compute the length of different curves.

Chapter 10 shows how single and double integrals are used to compute the surface area for different objects. It is also a convenient point to introduce Jacobians, which hopefully I have managed to explain convincingly.

Chapter 11 shows how single, double and triple integrals are used to compute the volume of familiar objects. It also shows how the choice of a coordinate system influences a solution's complexity.

Finally, Chap. 12 covers vector-valued functions, and provides a short introduction to this very large subject.

The book contains over one hundred illustrations to provide a strong visual interpretation for derivatives, antiderivatives and the calculation of area and volume.

There is no way I could have written this book without the internet and several excellent books on calculus. One only has to Google "What is a Jacobian" to receive over one million entries in about 0.25 seconds! YouTube also contains some highly informative presentations on virtually every aspect of calculus one could want. So I have spent many hours watching, absorbing and disseminating videos, looking for vital pieces of information that are key to understanding a topic.

The books I have referred to include: *Teach Yourself Calculus*, by Hugh Neil, *Calculus of One Variable*, by Keith Hirst, *Inside Calculus*, by George Exner, *Short Calculus*, by Serge Lang, and my all time favourite: *Mathematics from the Birth of Numbers*, by Jan Gullberg. I acknowledge and thank all these authors for the influence they have had on this book. One other book that has helped me is *Digital Typography Using L^AT_EX* by Apostolos Syropoulos, Antonis Tsolomitis and Nick Sofroniou.

I would also like to thank Professor Wordsworth Price and Professor Patrick Riley for their valuable feedback on early versions of the manuscript. However, I take full responsibility for any mistakes that may have found their way into this publication.

Finally, I would like to thank Beverley Ford, Editorial Director for Computer Science, and Helen Desmond, Editor for Computer Science, Springer UK, for their continuing professional support.

Ashtead, UK

John Vince

Contents

1	Introduction	1
1.1	Calculus	1
2	Functions	3
2.1	Introduction	3
2.2	Expressions, Variables, Constants and Equations	3
2.3	Functions	4
2.3.1	Continuous and Discontinuous Functions	5
2.3.2	Linear Functions	6
2.3.3	Periodic Functions	7
2.3.4	Polynomial Functions	7
2.3.5	Function of a Function	8
2.3.6	Other Functions	8
2.4	A Function's Rate of Change	8
2.4.1	Slope of a Function	9
2.4.2	Differentiating Periodic Functions	12
2.5	Summary	15
3	Limits and Derivatives	17
3.1	Introduction	17
3.2	Small Numerical Quantities	18
3.3	Equations and Limits	19
3.3.1	Quadratic Function	19
3.3.2	Cubic Equation	20
3.3.3	Functions and Limits	22
3.3.4	Graphical Interpretation of the Derivative	24
3.3.5	Derivatives and Differentials	25
3.3.6	Integration and Antiderivatives	26
3.4	Summary	27
3.5	Worked Examples	28

4	Derivatives and Antiderivatives	31
4.1	Introduction	31
4.2	Differentiating Groups of Functions	31
4.2.1	Sums of Functions	32
4.2.2	Function of a Function	33
4.2.3	Function Products	37
4.2.4	Function Quotients	41
4.2.5	Summary: Groups of Functions	44
4.3	Differentiating Implicit Functions	44
4.4	Differentiating Exponential and Logarithmic Functions	47
4.4.1	Exponential Functions	47
4.4.2	Logarithmic Functions	49
4.4.3	Summary: Exponential and Logarithmic Functions	51
4.5	Differentiating Trigonometric Functions	51
4.5.1	Differentiating tan	52
4.5.2	Differentiating csc	53
4.5.3	Differentiating sec	53
4.5.4	Differentiating cot	54
4.5.5	Differentiating arcsin, arccos and arctan	55
4.5.6	Differentiating arccsc, arcsec and arccot	56
4.5.7	Summary: Trigonometric Functions	57
4.6	Differentiating Hyperbolic Functions	58
4.6.1	Differentiating sinh, cosh and tanh	59
4.6.2	Differentiating cosech, sech and coth	61
4.6.3	Differentiating arsinh, arcosh and artanh	62
4.6.4	Differentiating arcsch, arsech and arcoth	64
4.6.5	Summary: Hyperbolic Functions	65
4.7	Summary	66
5	Higher Derivatives	67
5.1	Introduction	67
5.2	Higher Derivatives of a Polynomial	67
5.3	Identifying a Local Maximum or Minimum	70
5.4	Derivatives and Motion	72
5.5	Summary	74
6	Partial Derivatives	75
6.1	Introduction	75
6.2	Partial Derivatives	75
6.2.1	Visualising Partial Derivatives	78
6.2.2	Mixed Partial Derivatives	80
6.3	Chain Rule	82
6.4	Total Derivative	84
6.5	Summary	85

- 7 Integral Calculus 87**
 - 7.1 Introduction 87
 - 7.2 Indefinite Integral 87
 - 7.3 Standard Integration Formulae 88
 - 7.4 Integration Techniques 89
 - 7.4.1 Continuous Functions 89
 - 7.4.2 Difficult Functions 90
 - 7.4.3 Trigonometric Identities 90
 - 7.4.4 Exponent Notation 94
 - 7.4.5 Completing the Square 95
 - 7.4.6 The Integrand Contains a Derivative 97
 - 7.4.7 Converting the Integrand into a Series of Fractions 99
 - 7.4.8 Integration by Parts 101
 - 7.4.9 Integration by Substitution 107
 - 7.4.10 Partial Fractions 111
 - 7.5 Summary 115
- 8 Area Under a Graph 117**
 - 8.1 Introduction 117
 - 8.2 Calculating Areas 117
 - 8.3 Positive and Negative Areas 126
 - 8.4 Area Between Two Functions 127
 - 8.5 Areas with the y -Axis 129
 - 8.6 Area with Parametric Functions 130
 - 8.7 Bernhard Riemann 132
 - 8.7.1 Domains and Intervals 132
 - 8.7.2 The Riemann Sum 132
 - 8.8 Summary 134
- 9 Arc Length 135**
 - 9.1 Introduction 135
 - 9.2 Lagrange’s Mean-Value Theorem 135
 - 9.3 Arc Length 136
 - 9.3.1 Arc Length of a Straight Line 138
 - 9.3.2 Arc Length of a Circle 138
 - 9.3.3 Arc Length of a Parabola 139
 - 9.3.4 Arc Length of $y = x^{3/2}$ 143
 - 9.3.5 Arc Length of a Sine Curve 144
 - 9.3.6 Arc Length of a Hyperbolic Cosine Function 144
 - 9.3.7 Arc Length of Parametric Functions 145
 - 9.3.8 Arc Length Using Polar Coordinates 148
 - 9.4 Summary 150
- 10 Surface Area 153**
 - 10.1 Introduction 153
 - 10.2 Surface of Revolution 153

- 10.2.1 Surface Area of a Cylinder 155
- 10.2.2 Surface Area of a Right Cone 155
- 10.2.3 Surface Area of a Sphere 158
- 10.2.4 Surface Area of a Paraboloid 159
- 10.3 Surface Area Using Parametric Functions 161
- 10.4 Double Integrals 162
- 10.5 Jacobians 164
 - 10.5.1 1D Jacobian 164
 - 10.5.2 2D Jacobian 166
 - 10.5.3 3D Jacobian 171
- 10.6 Double Integrals for Calculating Area 173
- 10.7 Summary 177
- 11 Volume 179**
 - 11.1 Introduction 179
 - 11.2 Solid of Revolution: Disks 179
 - 11.2.1 Volume of a Cylinder 180
 - 11.2.2 Volume of a Right Cone 181
 - 11.2.3 Volume of a Right Conical Frustum 183
 - 11.2.4 Volume of a Sphere 185
 - 11.2.5 Volume of an Ellipsoid 186
 - 11.2.6 Volume of a Paraboloid 187
 - 11.3 Solid of Revolution: Shells 188
 - 11.3.1 Volume of a Cylinder 189
 - 11.3.2 Volume of a Right Cone 190
 - 11.3.3 Volume of a Sphere 191
 - 11.3.4 Volume of a Paraboloid 192
 - 11.4 Volumes with Double Integrals 193
 - 11.4.1 Objects with a Rectangular Base 194
 - 11.4.2 Objects with a Circular Base 197
 - 11.5 Volumes with Triple Integrals 200
 - 11.5.1 Rectangular Box 201
 - 11.5.2 Volume of a Cylinder 202
 - 11.5.3 Volume of a Sphere 204
 - 11.5.4 Volume of a Cone 204
 - 11.6 Summary 206
- 12 Vector-Valued Functions 209**
 - 12.1 Introduction 209
 - 12.2 Differentiating Vector Functions 209
 - 12.2.1 Velocity and Speed 210
 - 12.2.2 Acceleration 212
 - 12.2.3 Rules for Differentiating Vector-Valued Functions 212
 - 12.3 Integrating Vector-Valued Functions 213
 - 12.4 Summary 215
- 13 Conclusion 217**

Contents	xiii
Appendix A Limit of $(\sin \theta)/\theta$	219
Appendix B Integrating $\cos^n \theta$	223
Index	225

Chapter 1

Introduction

1.1 Calculus

More than three-hundred years have passed since Isaac Newton (1643–1727) and Gottfried Wilhelm Leibniz (1646–1716) published their treatises describing calculus. So called “infinitesimals” played a pivotal role in early calculus to determine tangents, area and volume. Incorporating incredibly small quantities (infinitesimals) into a numerical solution, means that products involving them can be ignored, whilst quotients are retained. The final solution takes the form of a ratio representing the change of a function’s value, relative to a change in its independent variable.

Although infinitesimal quantities have helped mathematicians for more than two-thousand years solve all sorts of problems, they were not widely accepted as a rigorous mathematical tool. In the latter part of the 19th century, they were replaced by incremental changes that tend towards zero to form a limit identifying some desired result. This was mainly due to the work of the German mathematician Karl Weierstrass (1815–1897), and the French mathematician Augustin Louis Cauchy (1789–1857).

In spite of the basic ideas of calculus being relatively easy to understand, it has a reputation for being difficult and intimidating. I believe that the problem lies in the breadth and depth of calculus, in that it can be applied across a wide range of disciplines, from electronics to cosmology, where the notation often becomes extremely abstract with multiple integrals, multi-dimensional vector spaces and matrices formed from partial differential operators. In this book I introduce the reader to those elements of calculus that are both easy to understand and relevant to solving various mathematical problems found in computer graphics.

Perhaps you have studied calculus at some time, and have not had the opportunity to use it regularly and become familiar with its ways, tricks and analytical techniques. In which case, this book could awaken some distant memory and reveal a subject with which you were once familiar. On the other hand, this might be your first journey into the world of functions, limits, differentials and integrals—in which case, you should find the journey exciting!

Chapter 2

Functions

2.1 Introduction

In this chapter the notion of a function is introduced as a tool for generating one numerical quantity from another. In particular, we look at equations, their variables and any possible sensitive conditions. This leads toward the idea of how fast a function changes relative to its independent variable. The second part of the chapter introduces two major operations of calculus: differentiating, and its inverse, integrating. This is performed without any rigorous mathematical underpinning, and permits the reader to develop an understanding of calculus without using limits.

2.2 Expressions, Variables, Constants and Equations

One of the first things we learn in mathematics is the construction of *expressions*, such as $2(x + 5) - 2$, using *variables*, *constants* and mathematical *operators*. The next step is to develop an equation, which is a mathematical statement, in symbols, declaring that two things are exactly the same (or equivalent). For example, the equation representing the surface area of a sphere is

$$S = 4\pi r^2$$

where S and r are variables. They are variables because they take on different values, depending on the size of the sphere. In this equation, S depends upon the changing value of r , and to distinguish between the two, S is called the *dependent variable*, and r the *independent variable*. Similarly, the equation for the volume of a torus is

$$V = 2\pi^2 r^2 R$$

where the *dependent variable* V depends on the torus's minor radius r and major radius R , which are both *independent variables*. Note that both formulae include constants 4, π and 2. There are no restrictions on the number of variables or constants employed within an equation.

2.3 Functions

The concept of a function is that of a *dependent relationship*. Some equations merely express an equality, such as $19 = 15 + 4$, but a function is a special type of equation in which the value of one variable (the dependent variable) depends on, and is determined by, the values of one or more other variables (the independent variables). Thus, in the equation

$$S = 4\pi r^2$$

one might say that S is a function of r , and in the equation

$$V = 2\pi^2 r^2 R$$

V is a function of r and also of R .

It is usual to write the independent variables, separated by commas, in brackets immediately after the symbol for the dependent variable, and so the two equations above are usually written

$$S(r) = 4\pi r^2$$

and

$$V(r, R) = 2\pi^2 r^2 R.$$

The order of the independent variables is immaterial.

Mathematically, there is no difference between equations and functions, it is simply a question of notation. However, when we do not have an equation, we can use the idea of a function to help us develop one. For example, no one has been able to find an equation that generates the n th prime number, but I can declare an imaginary function $P(n)$ that pretends to perform this operation, such that $P(1) = 2$, $P(2) = 3$, $P(3) = 5$, etc. At least this imaginary function $P(n)$, permits me to move forward and reflect upon its possible inner structure.

The term *function* has many uses outside of mathematics. For example, I know that my health is a function of diet and exercise, and my current pension is a function of how much money I put aside each month during my working life. The first example is difficult to quantify precisely; all that I can say is that by avoiding deep-fried food, alcohol, processed food, sugar, salt, etc., whilst at the same time taking regular exercise in the form of walking, running, rowing and press-ups, there is a chance that I will live longer and avoid some nasty diseases. However, this does not mean that I will not be knocked down by a lorry carrying organic vegetables to a local health shop! Therefore, just to be on the safe side, I occasionally have a glass of wine, a bacon sandwich and a packet of crisps!

The second example concerning my pension is easier to quantify. I knew that whilst I was in full employment, my future pension would be a function of how much I saved each month. Based on a growing nest egg, my pension provider predicted how much I would receive each month, informed by the economic health of world stock markets. Unfortunately, they did not foresee the recent banking crisis and the ensuing world recession!

Although it is possible to appreciate the role of a function in the above examples, it is impossible to describe them mathematically, as there are too many variables, unknown factors and no meaningful units of measurement. A mathematical function, on the other hand, *must* have a precise definition. It *must* be predictable, and ideally, work under all conditions.

We are all familiar with mathematical functions such as $\sin x$, $\cos x$, $\tan x$, \sqrt{x} , etc., where x is the independent variable. Such functions permit us to confidently write statements such as

$$\sin 30^\circ = 0.5$$

$$\cos 90^\circ = 0.0$$

$$\tan 45^\circ = 1.0$$

$$\sqrt{16} = 4$$

without worrying whether they will provide the correct answer, or not.

We often need to design a function to perform a specific task. For instance, if I require a function $f(x)$ to compute $x^2 + x + 6$, the independent variable is x and the function is written:

$$f(x) = x^2 + x + 6$$

such that

$$f(0) = 0^2 + 0 + 6 = 6$$

$$f(1) = 1^2 + 1 + 6 = 8$$

$$f(2) = 2^2 + 2 + 6 = 12$$

$$f(3) = 3^2 + 3 + 6 = 18.$$

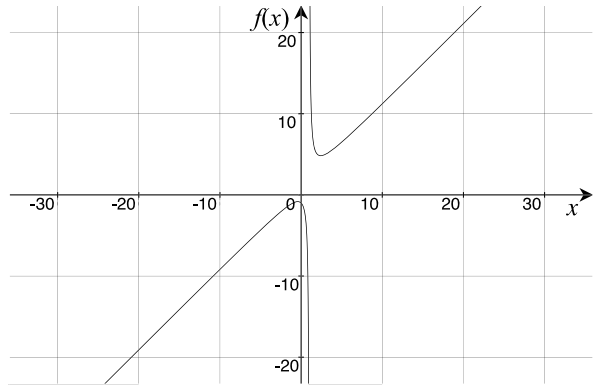
2.3.1 Continuous and Discontinuous Functions

Understandably, a function's value is sensitive to its independent variables. A *simple* square-root function, for instance, expects a positive real number as its independent variable, and registers an error condition for a negative value. On the other hand, a useful square-root function would accept positive and negative numbers, and output a real result for a positive input and a complex result for a negative input.

Another danger condition is the possibility of dividing by zero, which is not permissible in mathematics. For example, the following function $f(x)$ is undefined for $x = 1$, and cannot be displayed on the graph shown in Fig. 2.1.

$$f(x) = \frac{x^2 + 1}{x - 1}$$

Fig. 2.1 Graph of $f(x) = (x^2 + 1)/(x - 1)$ showing the discontinuity at $x = 1$



$$f(1) = \frac{2}{0}.$$

We can create equations or functions that lead to all sorts of mathematical anomalies. For example, (2.1) creates the condition $0/0$ when $x = 4$

$$\begin{aligned} f(x) &= \frac{x - 4}{\sqrt{x} - 2} \\ f(4) &= \frac{0}{0}. \end{aligned} \tag{2.1}$$

Such conditions have no numerical value. However, this does not mean that these functions are unsound—they are just sensitive to specific values of their independent variable. Fortunately, there is a way of interpreting these results, as we will discover in the next chapter.

2.3.2 Linear Functions

Linear functions are probably the simplest functions we will ever encounter and are based upon equations of the form

$$y = mx + c.$$

For example, the function for $y = 0.5x + 2$ is written

$$f(x) = 0.5x + 2$$

and is shown as a graph in Fig. 2.2, where 0.5 is the slope, and 2 is the intercept with the y -axis.

Fig. 2.2 Graph of
 $f(x) = 0.5x + 2$

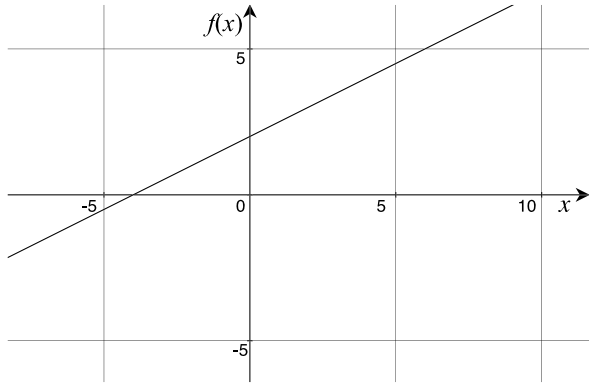
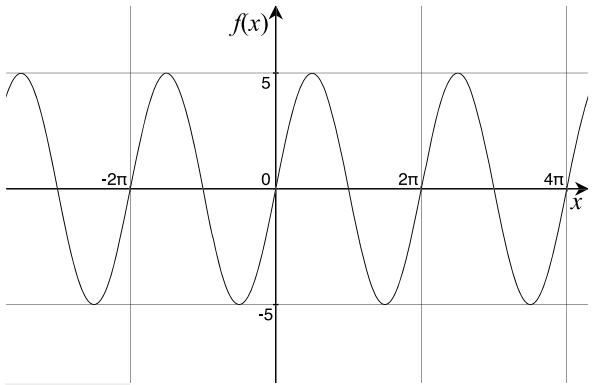


Fig. 2.3 Graph of
 $f(x) = 5 \sin x$



2.3.3 Periodic Functions

Periodic functions are also relatively simple and employ the trigonometric functions \sin , \cos and \tan . For example, the function for $y = 5 \sin x$ is written

$$f(x) = 5 \sin x$$

and is shown over the range $-4\pi < x < 4\pi$ as a graph in Fig. 2.3, where the 5 is the amplitude of the sine wave, and x is the angle in radians.

2.3.4 Polynomial Functions

Polynomial functions take the form

$$f(x) = ax^n + bx^{n-1} + cx^{n-2} + \dots + zx + C$$

where n takes on some value, C is a constant, and a, b, c, \dots, z are assorted constants. An example being

$$f(x) = 12x^4 + 10x^3 - 8x^2 + 6x - 12.$$

2.3.5 Function of a Function

In mathematics we often combine functions to describe some relationship succinctly. For example, the trigonometric identity

$$\sin^2 \theta + \cos^2 \theta = 1$$

is a simple example of a *function of a function*. At the first level, we have the functions $\sin \theta$ and $\cos \theta$, which are individually subjected to a square function. We can increase the depth of functions to any limit, and in the next chapter we consider how such descriptions are untangled and analysed in calculus.

2.3.6 Other Functions

You are probably familiar with other functions such as exponential, logarithmic, complex, vector, recursive, etc., which can be combined together to encode simple equations such as

$$e = mc^2$$

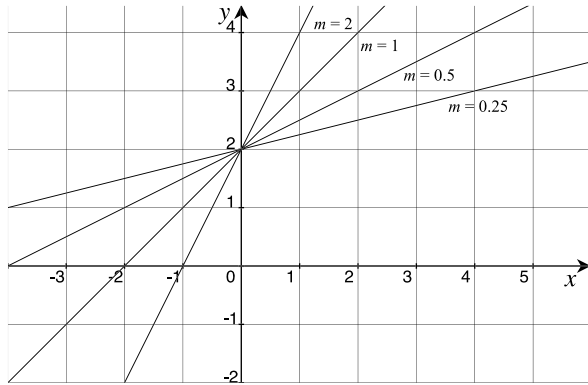
or something more difficult such as

$$A(k) = \frac{1}{N} \sum_{j=0}^{N-1} f_j \omega^{-jk} \quad \text{for } k = 0, 1, \dots, N-1.$$

2.4 A Function's Rate of Change

Mathematicians are particularly interested in the rate at which a function changes relative to its independent variable. Even I would be interested in this characteristic in the context of the functions for my health and pension fund. For example, I would like to know if my pension fund is growing linearly with time; whether there is some sustained increasing growth rate; or more importantly, if the fund is decreasing! This is what calculus is about—it enables us to calculate how a function's value changes, relative to its independent variable.

Fig. 2.4 Graph of $y = mx + 2$ for different values of m



The reason why calculus appears daunting, is that there is such a wide range of functions to consider: linear, periodic, complex, polynomial, rational, exponential, logarithmic, vector, etc. However, we must not be intimidated by such a wide spectrum, as the majority of functions employed in computer graphics are relatively simple, and there are plenty of texts that show how specific functions are tackled.

2.4.1 Slope of a Function

In the linear equation

$$y = mx + c$$

the independent variable is x , but y is also influenced by the constant c , which determines the intercept with the y -axis, and m , which determines the graph's slope. Figure 2.4 shows this equation with 4 different values of m . For any value of x , the slope always equals m , which is what linear means.

In the quadratic equation

$$y = ax^2 + bx + c$$

y is dependent on x , but in a much more subtle way. It is a combination of two components: a square law component ax^2 , and a linear component $bx + c$. Figure 2.5 shows these two components and their sum for the equation $y = 0.5x^2 - 2x + 1$.

For any value of x , the slope is different. Figure 2.6 identifies three slopes on the graph. For example, when $x = 2$, $y = -1$, and the slope is zero. When $x = 4$, $y = 1$, and the slope looks as though it equals 2. And when $x = 0$, $y = 1$, the slope looks as though it equals -2 .

Even though we have only three samples, let's plot the graph of the relationship between x and the slope m , as shown in Fig. 2.7. Assuming that other values of slope lie on the same straight line, then the equation relating the slope m to x is

$$m = x - 2.$$

Fig. 2.5 Graph of $y = 0.5x^2 - 2x + 1$ showing its two components

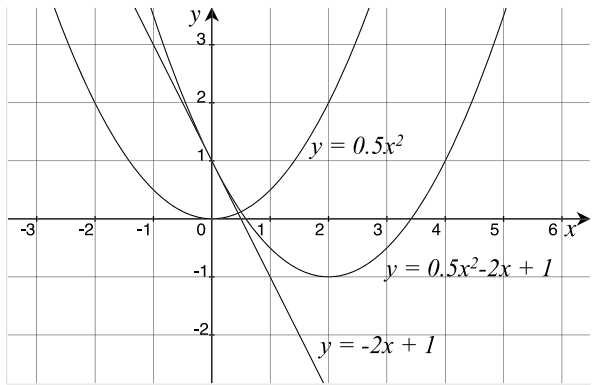


Fig. 2.6 Graph of $y = 0.5x^2 - 2x + 1$ showing three gradients

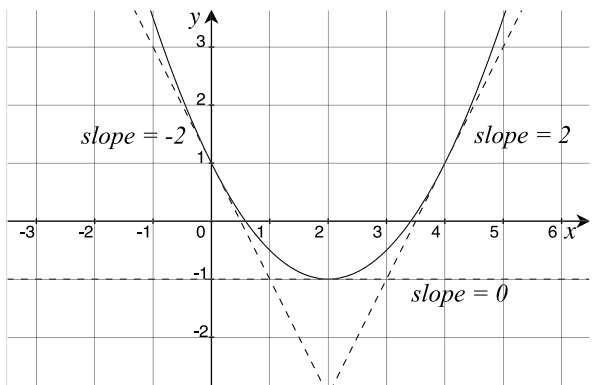
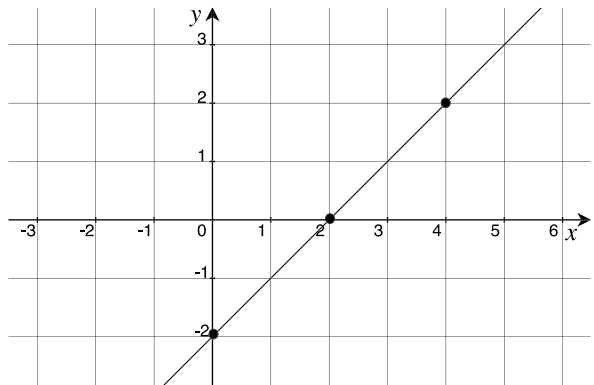


Fig. 2.7 Linear relationship between slope m and x



Summarising: we have discovered that the slope of the function

$$f(x) = 0.5x^2 - 2x + 1$$

changes with the independent variable x , and is given by the function

$$f'(x) = x - 2.$$

Note that $f(x)$ is the original function, and $f'(x)$ (pronounced *f prime of x*) is the function for the slope, which is a convention often used in calculus.

Remember that we have taken only three sample slopes, and assumed that there is a linear relationship between the slope and x . Ideally, we should have sampled the graph at many more points to increase our confidence, but I happen to know that we are on solid ground!

Calculus enables us to compute the function for the slope from the original function. i.e. to compute $f'(x)$ from $f(x)$:

$$f(x) = 0.5x^2 - 2x + 1 \tag{2.2}$$

$$f'(x) = x - 2. \tag{2.3}$$

Readers who are already familiar with calculus will know how to compute (2.3) from (2.2), but for other readers, this is the technique:

1. Take each term of (2.2) in turn and replace ax^n by nax^{n-1} .
2. Therefore $0.5x^2$ becomes x .
3. $-2x$, which can be written $-2x^1$, becomes $-2x^0$, which is -2 .
4. 1 is ignored, as it is a constant.
5. Collecting up the terms we have

$$f'(x) = x - 2.$$

This process is called *differentiating* a function, and is easy for this type of polynomial. So easy in fact, we can differentiate the following function without thinking:

$$f(x) = 12x^4 + 6x^3 - 4x^2 + 3x - 8$$

$$f'(x) = 48x^3 + 18x^2 - 8x + 3.$$

This is an amazing relationship, and is one of the reasons why calculus is so important.

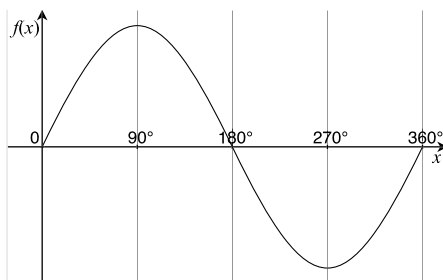
If we can differentiate a polynomial function, surely we can reverse the operation and compute the original function? Well of course! For example, if $f'(x)$ is given by

$$f'(x) = 6x^2 + 4x + 6 \tag{2.4}$$

then this is the technique to compute the original function:

1. Take each term of (2.4) in turn and replace ax^n by $\frac{1}{n+1}ax^{n+1}$.
2. Therefore $6x^2$ becomes $2x^3$.
3. $4x$ becomes $2x^2$.
4. 6 becomes $6x$.

Fig. 2.8 A sine curve over the range 0° to 360°



5. Introduce a constant C which might have been present in the original function.
6. Collecting up the terms we have

$$f(x) = 2x^3 + 2x^2 + 6x + C.$$

This process is called *integrating* a function. Thus calculus is about differentiating and integrating functions, which sounds rather easy, and in some cases it is true. The problem is the breadth of functions that arise in mathematics, physics, geometry, cosmology, science, etc. For example, how do we differentiate or integrate

$$f(x) = \frac{\sin x + \frac{x}{\cosh x}}{\cos^2 x - \log_e x^3}?$$

Personally, I don't know, but hopefully, there is a solution somewhere.

2.4.2 Differentiating Periodic Functions

Now let's try differentiating the sine function by sampling its slope at different points. Figure 2.8 shows a sine curve over the range 0° to 360° . When the scales for the vertical and horizontal axes are equal, the slope is 1 at 0° and 360° . The slope is zero at 90° and 270° , and equals -1 at 180° . Figure 2.9 plots these slope values against x and connects them with straight lines.

It should be clear from Fig. 2.8 that the slope of the sine wave does not change linearly as shown in Fig. 2.9. The slope starts at 1, and for the first 20° , or so, slowly falls away, and then collapses to zero, as shown in Fig. 2.10, which is a cosine wave form. Thus, we can guess that differentiating a sine function creates a cosine function:

$$f(x) = \sin x$$

$$f'(x) = \cos x.$$

Consequently, integrating a cosine function creates a sine function. Now this analysis is far from rigorous, but we will shortly provide one. Before moving on, let's perform a similar "guesstimate" for the cosine function.

Fig. 2.9 Sampled slopes of a sine curve

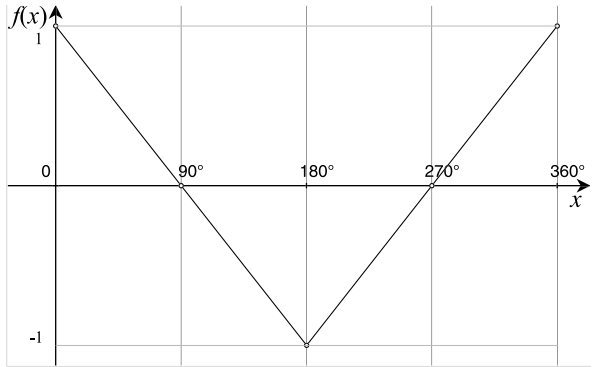


Fig. 2.10 The slope of a sine curve is a cosine curve

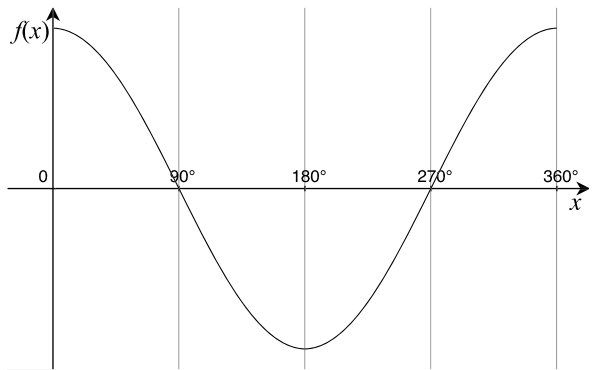


Fig. 2.11 Sampled slopes of a cosine curve

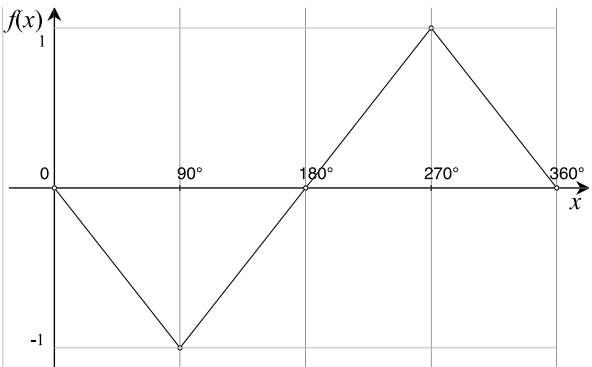
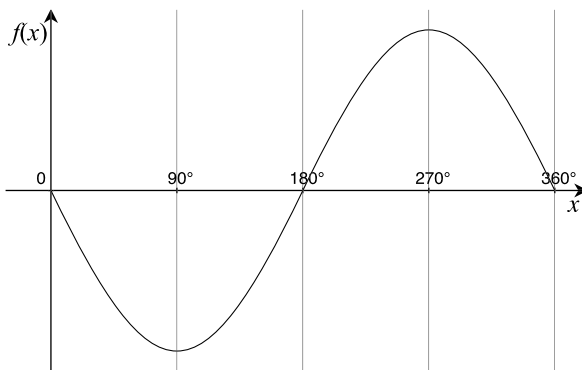


Figure 2.10 shows a cosine curve, where the slope is zero at 0° , 180° and 360° . The slope equals -1 at 90° , and equals 1 at 270° . Figure 2.11 plots these slope values against x and connects them with straight lines. Using the same argument for the sine curve, this can be represented by $f'(x) = -\sin x$ as shown in Fig. 2.12.

Fig. 2.12 The slope of a cosine curve is a negative sine curve



Summarising: we have

$$f(x) = \sin x$$

$$f'(x) = \cos x$$

$$f(x) = \cos x$$

$$f'(x) = -\sin x$$

which illustrates the intimate relationship between the sine and cosine functions.

Just in case you are suspicious of these results, they can be confirmed by differentiating the power series for the sine and cosine functions. For example, the sine and cosine functions are represented by the series

$$\sin x = x - \frac{x^3}{3!} + \frac{x^5}{5!} - \frac{x^7}{7!} + \dots$$

$$\cos x = 1 - \frac{x^2}{2!} + \frac{x^4}{4!} - \frac{x^6}{6!} + \dots$$

and differentiating the sine function using the above technique for a polynomial we obtain

$$f'(x) = 1 - \frac{x^2}{2!} + \frac{x^4}{4!} - \frac{x^6}{6!} + \dots$$

which is the cosine function. Similarly, differentiating the cosine function, we obtain

$$f'(x) = -\left(x - \frac{x^3}{3!} + \frac{x^5}{5!} - \frac{x^7}{7!} + \dots\right)$$

which is the negative sine function.

Finally, there is a series that when differentiated, remains the same:

$$f(x) = 1 + x + \frac{x^2}{2!} + \frac{x^3}{3!} + \frac{x^4}{4!} + \dots$$

$$f'(x) = 1 + x + \frac{x^2}{2!} + \frac{x^3}{3!} + \frac{x^4}{4!} + \dots$$

which is e^x , and has a rate of growth equal to itself!

2.5 Summary

We have covered quite a lot in this chapter, but hopefully it was not too challenging, bearing in mind the subject. We have covered the nature of simple functions and noted that calculus is interested in a function's rate of change, relative to its independent variable. Differentiating a function creates another function that describes the function's rate of change relative to its independent variable. For simple polynomials, this is a trivial algebraic operation, which can even be undertaken by software. For trigonometric functions, there is a direct relationship between the sine and cosine functions.

Integration is the reverse process, where the original function is derived from a knowledge of the differentiated form. Much more will be said of this process in later chapters.

Chapter 3

Limits and Derivatives

3.1 Introduction

Over a period of 350 years or more, calculus has evolved conceptually and in notation. Up until recently, calculus was described using *infinitesimals*, which are numbers so small, they can be ignored in certain products. This led to arguments about “ratios of infinitesimally small quantities” and “ratios of evanescent quantities”. Eventually, it was the French mathematician Augustin-Louis Cauchy (1789–1857), and the German mathematician Karl Weierstrass (1815–1897), who showed how limits can replace infinitesimals. However, in recent years, infinitesimals have bounced back onto the scene in the field of “non-standard analysis”, pioneered by the German mathematician Abraham Robinson (1918–1974). Robinson showed how infinitesimal and infinite quantities can be incorporated into mathematics using simple arithmetic rules:

$$\text{infinitesimal} \times \text{bounded} = \text{infinitesimal}$$

$$\text{infinitesimal} \times \text{infinitesimal} = \text{infinitesimal}$$

where a bounded number could be a real or integer quantity. So, even though limits have been adopted by modern mathematicians to describe calculus, there is still room for believing in infinitesimal quantities.

In this chapter I show how limits are used to measure a function’s rate of change accurately, instead of using intelligent guess work. Limiting conditions also permit us to explore the behaviour of functions that are discontinuous for particular values of their independent variable. For example, rational functions are often sensitive to a specific value of their variable, which gives rise to the meaningless condition $0/0$. The function

$$f(x) = \frac{x - 4}{\sqrt{x} - 2}$$

generates meaningful results until $x = 4$, when the quotient becomes $0/0$. Limits permit us to handle such conditions.

We continue to apply limiting conditions to identify a function's derivative, which provides a powerful analytical tool for computing the derivative of function sums, products and quotients. We begin this chapter by exploring small numerical quantities and how they can be ignored if they occur in certain products, but remain important in quotients.

3.2 Small Numerical Quantities

The adjective *small* is a relative term, and requires clarification in the context of numbers. For example, if numbers are in the hundreds, and also contain some decimal component, then it seems reasonable to ignore digits after the 3rd decimal place for any quick calculation. For instance,

$$100.000003 \times 200.000006 \approx 20,000$$

and ignoring the decimal part has no significant impact on the general accuracy of the answer, which is measured in tens of thousands.

To develop an algebraic basis for this argument let's divide a number into two parts: a primary part x , and some very small secondary part δx (pronounced *delta x*). In one of the above numbers, $x = 100$ and $\delta x = 0.000003$. Given two such numbers, x_1 and y_1 , their product is given by

$$\begin{aligned} x_1 &= x + \delta x \\ y_1 &= y + \delta y \\ x_1 y_1 &= (x + \delta x)(y + \delta y) \\ &= xy + x \cdot \delta y + y \cdot \delta x + \delta x \cdot \delta y. \end{aligned}$$

Using $x_1 = 100.000003$ and $y_1 = 200.000006$ we have

$$\begin{aligned} x_1 y_1 &= 100 \times 200 + 100 \times 0.000006 + 200 \times 0.000003 + 0.000003 \times 0.000006 \\ &= 20,000 + 0.0006 + 0.0006 + 0.0000000018 \\ &= 20,000 + 0.0012 + 0.0000000018 \\ &= 20,000.00120000018 \end{aligned}$$

where it is clear that the products $x \cdot \delta y$, $y \cdot \delta x$ and $\delta x \cdot \delta y$ contribute very little to the result. Furthermore, the smaller we make δx and δy , their contribution becomes even more insignificant. Just imagine if we reduce δx and δy to the level of quantum phenomenon, e.g. 10^{-34} , then their products play no part in every-day numbers. But there is no need to stop there, we can make δx and δy as small as we like, e.g. $10^{-100,000,000,000}$. Later on we employ the device of reducing a number towards zero, such that any products involving them can be dropped from any calculation.

Even though the product of two numbers less than zero is an even smaller number, care must be taken with their quotients. For example, in the above scenario, where $\delta y = 0.000006$ and $\delta x = 0.000003$,

$$\frac{\delta y}{\delta x} = \frac{0.000006}{0.000003} = 2$$

so we must watch out for such quotients.

From now on I will employ the term *derivative* to describe a function's rate of change relative to its independent variable. I will now describe two ways of computing a derivative, and provide a graphical interpretation of the process. The first way uses simple algebraic equations, and the second way uses a functional representation. Needless to say, they both give the same result.

3.3 Equations and Limits

3.3.1 Quadratic Function

Here is a simple algebraic approach using limits to compute the derivative of a quadratic function. Starting with the function $y = x^2$, let x change by δx , and let δy be the corresponding change in y . We then have

$$\begin{aligned} y &= x^2 \\ y + \delta y &= (x + \delta x)^2 \\ &= x^2 + 2x \cdot \delta x + (\delta x)^2 \\ \delta y &= 2x \cdot \delta x + (\delta x)^2. \end{aligned}$$

Dividing throughout by δx we have

$$\frac{\delta y}{\delta x} = 2x + \delta x.$$

The ratio $\delta y/\delta x$ provides a measure of how fast y changes relative to x , in increments of δx . For example, when $x = 10$

$$\frac{\delta y}{\delta x} = 20 + \delta x,$$

and if $\delta x = 1$, then $\delta y/\delta x = 21$. Equally, if $\delta x = 0.001$, then $\delta y/\delta x = 20.001$. By making δx smaller and smaller, δy becomes equally smaller, and their ratio converges towards a limiting value of 20.

In this case, as δx approaches zero, $\delta y/\delta x$ approaches $2x$, which is written

$$\lim_{\delta x \rightarrow 0} \frac{\delta y}{\delta x} = 2x.$$

Thus in the limit, when $\delta x = 0$, we create a condition where δy is divided by zero—which is a meaningless operation. However, if we hold onto the idea of a limit, as $\delta x \rightarrow 0$, it is obvious that the quotient $\delta y/\delta x$ is converging towards $2x$. The subterfuge employed to avoid dividing by zero is to substitute another quotient dy/dx to stand for the limiting condition:

$$\frac{dy}{dx} = \lim_{\delta x \rightarrow 0} \frac{\delta y}{\delta x} = 2x.$$

dy/dx (pronounced *dee y dee x*) is the derivative of $y = x^2$, i.e. $2x$. For instance, when $x = 0$, $dy/dx = 0$, and when $x = 3$, $dy/dx = 6$. The derivative dy/dx , is the instantaneous rate at which y changes relative to x .

If we had represented this equation as a function:

$$f(x) = x^2$$

then dy/dx is another way of expressing $f'(x)$.

Now let's introduce two constants into the original quadratic equation to see what effect, if any, they have on the derivative. We begin with

$$y = ax^2 + b$$

and increment x and y :

$$\begin{aligned} y + \delta y &= a(x + \delta x)^2 + b \\ &= a(x^2 + 2x \cdot \delta x + (\delta x)^2) + b \\ \delta y &= a(2x \cdot \delta x + (\delta x)^2). \end{aligned}$$

Dividing throughout by δx :

$$\frac{\delta y}{\delta x} = a(2x + \delta x)$$

and the derivative is

$$\frac{dy}{dx} = \lim_{\delta x \rightarrow 0} \frac{\delta y}{\delta x} = 2ax.$$

Thus we see the added constant b disappears (i.e. because it does not change), whilst the multiplied constant a is transmitted through to the derivative.

3.3.2 Cubic Equation

Now let's repeat the above analysis for $y = x^3$:

$$y = x^3$$

$$\begin{aligned}
 y + \delta y &= (x + \delta x)^3 \\
 &= x^3 + 3x^2 \cdot \delta x + 3x(\delta x)^2 + (\delta x)^3 \\
 \delta y &= 3x^2 \cdot \delta x + 3x(\delta x)^2 + (\delta x)^3.
 \end{aligned}$$

Dividing throughout by δx :

$$\frac{\delta y}{\delta x} = 3x^2 + 3x \cdot \delta x + (\delta x)^2.$$

Employing the idea of infinitesimals, one would argue that any term involving δx can be ignored, because its numerical value is too small to make any contribution to the result. Similarly, using the idea of limits, one would argue that as δx is made increasingly smaller, towards zero, any term involving δx rapidly disappears.

Using limits, we have

$$\lim_{\delta x \rightarrow 0} \frac{\delta y}{\delta x} = 3x^2$$

or

$$\frac{dy}{dx} = \lim_{\delta x \rightarrow 0} \frac{\delta y}{\delta x} = 3x^2.$$

We could also show that if $y = ax^3 + b$ then

$$\frac{dy}{dx} = 3ax^2.$$

This incremental technique can be used to compute the derivative of all sorts of functions.

If we continue computing the derivatives of higher-order polynomials, we discover the following pattern:

$$\begin{aligned}
 y = x^2, & \quad \frac{dy}{dx} = 2x \\
 y = x^3, & \quad \frac{dy}{dx} = 3x^2 \\
 y = x^4, & \quad \frac{dy}{dx} = 4x^3 \\
 y = x^5, & \quad \frac{dy}{dx} = 5x^4.
 \end{aligned}$$

Clearly, the rule is

$$y = x^n, \quad \frac{dy}{dx} = nx^{n-1}$$

but we need to prove why this is so. The solution is found in the binomial expansion for $(x + \delta x)^n$, which can be divided into three components:

1. Decreasing terms of x .
2. Increasing terms of δx .
3. The terms of Pascal's triangle.

For example, the individual terms of $(x + \delta x)^4$ are:

Decreasing terms of x :	x^4	x^3	x^2	x^1	x^0
Increasing terms of δx :	$(\delta x)^0$	$(\delta x)^1$	$(\delta x)^2$	$(\delta x)^3$	$(\delta x)^4$
The terms of Pascal's triangle:	1	4	6	4	1

which when combined produce

$$x^4 + 4x^3(\delta x) + 6x^2(\delta x)^2 + 4x(\delta x)^3 + (\delta x)^4.$$

Thus when we begin an incremental analysis:

$$\begin{aligned} y &= x^4 \\ y + \delta y &= (x + \delta x)^4 \\ &= x^4 + 4x^3(\delta x) + 6x^2(\delta x)^2 + 4x(\delta x)^3 + (\delta x)^4 \\ \delta y &= 4x^3(\delta x) + 6x^2(\delta x)^2 + 4x(\delta x)^3 + (\delta x)^4. \end{aligned}$$

Dividing throughout by δx :

$$\frac{\delta y}{\delta x} = 4x^3 + 6x^2(\delta x) + 4x(\delta x)^2 + (\delta x)^3.$$

In the limit, as δx slides to zero, only the second term of the original binomial expansion remains:

$$4x^3.$$

The second term of the binomial expansion $(1 + \delta x)^n$ is always of the form

$$nx^{n-1}$$

which is the proof we require.

3.3.3 Functions and Limits

In order to generalise the above findings, let's approach the above analysis using a function of the form $y = f(x)$. We begin by noting some arbitrary value of its independent variable and note the function's value. In general terms, this is x and $f(x)$ respectively. We then increase x by a small amount δx , to give $x + \delta x$, and measure the function's value again: $f(x + \delta x)$. The function's change in value is

$f(x + \delta x) - f(x)$, whilst the change in the independent variable is δx . The quotient of these two quantities approximates to the function's rate of change at x :

$$\frac{f(x + \delta x) - f(x)}{\delta x}. \quad (3.1)$$

By making δx smaller and smaller towards zero, (3.1) converges towards a limiting value expressed as

$$\frac{dy}{dx} = \lim_{\delta x \rightarrow 0} \frac{f(x + \delta x) - f(x)}{\delta x} \quad (3.2)$$

which can be used to compute all sorts of functions. For example, to compute the derivative of $\sin x$ we proceed as follows:

$$\begin{aligned} y &= \sin x \\ y + \delta y &= \sin(x + \delta x). \end{aligned}$$

Using the identity $\sin(A + B) = \sin A \cos B + \cos A \sin B$, we have

$$\begin{aligned} y + \delta y &= \sin x \cos(\delta x) + \cos x \sin(\delta x) \\ \delta y &= \sin x \cos(\delta x) + \cos x \sin(\delta x) - \sin x \\ &= \sin x (\cos(\delta x) - 1) + \cos x \sin(\delta x). \end{aligned}$$

Dividing throughout by δx we have

$$\frac{\delta y}{\delta x} = \frac{\sin x}{\delta x} (\cos(\delta x) - 1) + \frac{\sin(\delta x)}{\delta x} \cos x.$$

In the limit as $\delta x \rightarrow 0$, $(\cos(\delta x) - 1) \rightarrow 0$ and $\sin(\delta x)/\delta x = 1$ (see Appendix A), and

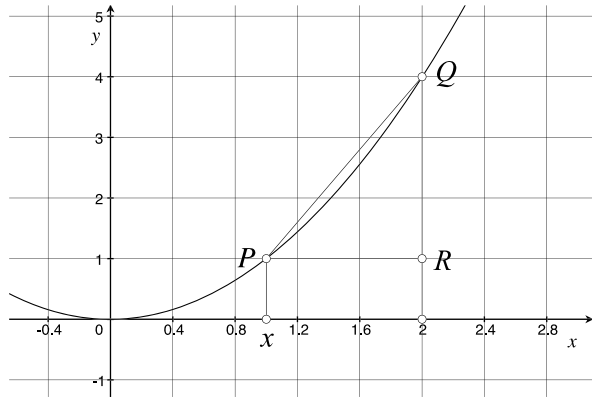
$$\frac{dy}{dx} = \cos x$$

which confirms our “guesstimate” in Chap. 2. Before moving on, let's compute the derivative of $\cos x$.

$$\begin{aligned} y &= \cos x \\ y + \delta y &= \cos(x + \delta x). \end{aligned}$$

Using the identity $\cos(A + B) = \cos A \cos B - \sin A \sin B$, we have

$$\begin{aligned} y + \delta y &= \cos x \cos(\delta x) - \sin x \sin(\delta x) \\ \delta y &= \cos x \cos(\delta x) - \sin x \sin(\delta x) - \cos x \\ &= \cos x (\cos(\delta x) - 1) - \sin x \sin(\delta x). \end{aligned}$$

Fig. 3.1 Sketch of $f(x) = x^2$ 

Dividing throughout by δx we have

$$\frac{\delta y}{\delta x} = \frac{\cos x}{\delta x} (\cos(\delta x) - 1) - \frac{\sin(\delta x)}{\delta x} \sin x.$$

In the limit as $\delta x \rightarrow 0$, $(\cos(\delta x) - 1) \rightarrow 0$ and $\sin(\delta x)/\delta x = 1$ (see Appendix A), and

$$\frac{dy}{dx} = -\sin x$$

which also confirms our “guesstimate”. We will continue to employ this strategy to compute the derivatives of other functions later on.

3.3.4 Graphical Interpretation of the Derivative

To illustrate this limiting process graphically, consider the scenario in Fig. 3.1 where the sample point is P . In this case the function is $f(x) = x^2$ and P 's coordinates are (x, x^2) . We identify another point R , displaced δx to the right of P , with coordinates $(x + \delta x, x^2)$. The point Q on the curve, vertically above R , has coordinates $(x + \delta x, (x + \delta x)^2)$. When δx is relatively small, the slope of the line PQ approximates to the function's rate of change at P , which is the graph's slope. This is given by

$$\begin{aligned} \text{slope} &= \frac{QR}{PR} = \frac{(x + \delta x)^2 - x^2}{\delta x} \\ &= \frac{x^2 + 2x(\delta x) + (\delta x)^2 - x^2}{\delta x} \\ &= \frac{2x(\delta x) + (\delta x)^2}{\delta x} \\ &= 2x + \delta x. \end{aligned}$$

We can now reason that as δx is made smaller and smaller, Q approaches P , and *slope* becomes the graph's slope at P . This is the *limiting* condition:

$$\frac{dy}{dx} = \lim_{\delta x \rightarrow 0} (2x + \delta x) = 2x.$$

Thus, for any point with coordinates (x, x^2) , the slope is given by $2x$. For example, when $x = 0$, the slope is 0, and when $x = 4$, the slope is 8, etc.

3.3.5 Derivatives and Differentials

Given a function $f(x)$, the ratio df/dx represents the instantaneous change of f for some x , and is called the *first derivative* of $f(x)$. For linear functions, this is constant, for other functions, the derivative's value changes with x and is represented by a function.

The elements df , dy and dx are called *differentials*, and historically, the derivative used to be called the *differential coefficient*, but has now been dropped in favour of *derivative*. One can see how the idea of a differential coefficient arose if we write, for example:

$$\frac{dy}{dx} = 3x$$

as

$$dy = 3x dx.$$

In this case, $3x$ acts like a coefficient of dx , nevertheless, we will use the word *derivative*. It is worth noting that if $y = x$, then $dy/dx = 1$, or $dy = dx$. The two differentials are individual algebraic quantities, which permits us to write statements such as

$$\frac{dy}{dx} = 3x, \quad dy = 3x dx, \quad dx = \frac{dy}{3x}.$$

For example, given

$$y = 6x^3 - 4x^2 + 8x + 6$$

then

$$\frac{dy}{dx} = 18x^2 - 8x + 8$$

which is the instantaneous change of y relative to x . When $x = 1$, $dy/dx = 18 - 8 + 8 = 18$, which means that y is changing 18 times faster than x . Consequently, $dx/dy = 1/18$.

3.3.6 Integration and Antiderivatives

If it is possible to differentiate a function, it seems reasonable to assume the existence of an inverse process to convert a derivative back to its associated function. Fortunately, this is the case, but there are some limitations. This inverse process is called *integration* and reveals the *antiderivative* of a function. Many functions can be paired together in the form of a derivative and an antiderivative, such as $2x$ with x^2 , and $\cos x$ with $\sin x$. However, there are many functions where it is impossible to derive its antiderivative in a precise form. For example, there is no simple, finite functional antiderivative for $\sin x^2$ or $(\sin x)/x$. To understand integration, let's begin with a simple derivative.

If we are given

$$\frac{dy}{dx} = 18x^2 - 8x + 8$$

it is not too difficult to reason that the original function could have been

$$y = 6x^3 - 4x^2 + 8x.$$

However, it could have also been

$$y = 6x^3 - 4x^2 + 8x + 2$$

or

$$y = 6x^3 - 4x^2 + 8x + 20$$

or with any other constant. Consequently, when integrating the original function, the integration process has to include a constant:

$$y = 6x^3 - 4x^2 + 8x + C.$$

The value of C is not always required, but it can be determined if we are given some extra information, such as $y = 10$ when $x = 0$, then $C = 10$.

The notation for integration employs a curly “S” symbol \int , which may seem strange, but is short for *sum* and will be explained later. So, starting with

$$\frac{dy}{dx} = 18x^2 - 8x + 8$$

we rewrite this as

$$dy = (18x^2 - 8x + 8) dx$$

and integrate both sides, where dy becomes y and the right-hand-side becomes

$$\int (18x^2 - 8x + 8) dx$$

although brackets are not always used:

$$y = \int 18x^2 - 8x + 8 dx.$$

This equation reads: “*y is the integral of $18x^2 - 8x + 8$ dee x .*” The dx reminds us that x is the independent variable. In this case we can write the answer:

$$\begin{aligned} dy &= 18x^2 - 8x + 8 dx \\ y &= \int 18x^2 - 8x + 8 dx \\ &= 6x^3 - 4x^2 + 8x + C \end{aligned}$$

where C is some constant.

Another example:

$$\begin{aligned} dy &= 6x^2 + 10x dx \\ y &= \int 6x^2 + 10x dx \\ &= 2x^3 + 5x^2 + C. \end{aligned}$$

Finally,

$$\begin{aligned} dy &= dx \\ y &= \int dx \\ &= x + C. \end{aligned}$$

The antiderivatives for the sine and cosine functions are written:

$$\begin{aligned} \int \sin x dx &= -\cos x + C \\ \int \cos x dx &= \sin x + C \end{aligned}$$

which you may think obvious, as we have just computed their derivatives. However, the reason for introducing integration alongside differentiation, is to make you familiar with the notation, and memorise the two distinct processes, as well as lay the foundations for later chapters.

3.4 Summary

This chapter has shown how limits provide a useful tool for computing a function’s derivative. Basically, the function’s independent variable is disturbed by a very small

quantity, typically δx , which alters the function's value. The quotient

$$\frac{f(x + \delta x) - f(x)}{\delta x}$$

is a measure of the function's rate of change relative to its independent variable. By making δx smaller and smaller towards zero, we converge towards a limiting value called the function's derivative. Unfortunately, not all functions possess a derivative, therefore we can only work with functions that can be differentiated. In the next chapter we discover how to differentiate different types of functions and function combinations.

We have also come across integration—the inverse of differentiation—and as we compute the derivatives of other functions, the associated antiderivative will also be included.

3.5 Worked Examples

Example 1 As $x \rightarrow 0$, find the limiting value of

$$\frac{x^8 + x^2}{3x^2 - x^3}.$$

First, we simplify the quotient by dividing the numerator and denominator by x^2 :

$$\lim_{x \rightarrow 0} \frac{x^6 + 1}{3 - x}.$$

We can now reason that as $x \rightarrow 0$, $(x^6 + 1) \rightarrow 1$ and $(3 - x) \rightarrow 3$, therefore,

$$f(x) = \frac{x^8 + x^2}{3x^2 - x^3} = \frac{1}{3}$$

which is confirmed by the function's graph in Fig. 3.2.

Example 2 As $x \rightarrow 0$, find the limiting value of

$$\frac{x^2 - 1}{3x^2 - 2x - 1}.$$

First, we simplify the numerator and denominator:

$$\lim_{x \rightarrow 0} \frac{(x + 1)(x - 1)}{(3x + 1)(x - 1)} = \lim_{x \rightarrow 0} \frac{x + 1}{3x + 1}.$$

We can now reason that as $x \rightarrow 0$, $(x + 1) \rightarrow 1$ and $(3x + 1) \rightarrow 1$, therefore,

$$\lim_{x \rightarrow 0} \frac{x^2 - 1}{3x^2 - 2x - 1} = 1$$

which is confirmed by the function's graph in Fig. 3.3.

Fig. 3.2 Graph of $f(x) = \frac{x^8+x^2}{3x^2-x^3}$

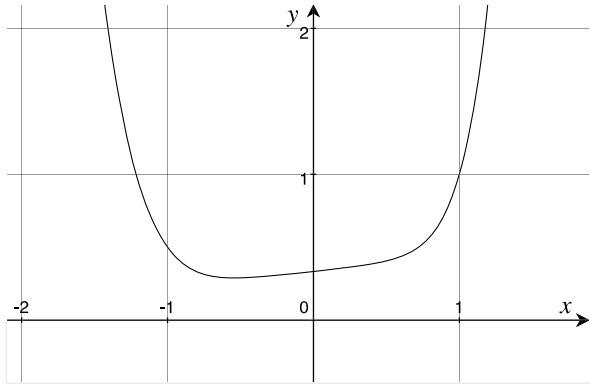
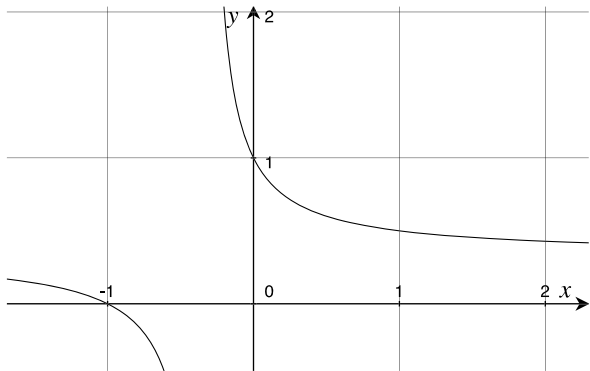


Fig. 3.3 Graph of $f(x) = \frac{x^2-1}{3x^2-2x-1}$



Example 3 Differentiate $y = 3x^{100} - 4$.

$$\frac{dy}{dx} = 300x^{99}.$$

Example 4 Find the slope of the graph $y = 3x^2 + 2x$ when $x = 2$.

$$\frac{dy}{dx} = 6x + 2.$$

When $x = 2$,

$$\frac{dy}{dx} = 12 + 2 = 14$$

which is the slope.

Example 5 Find the slope of $y = 6 \sin x$ when $x = \pi/6$.

$$\frac{dy}{dx} = 6 \cos x.$$

When $x = \pi/3$

$$\begin{aligned}\frac{dy}{dx} &= 6 \cos\left(\frac{\pi}{3}\right) \\ &= 6 \times 0.5 = 3.\end{aligned}$$

Example 6 Integrate $dy/dx = 5x^2 + 4x$.

$$\begin{aligned}dy &= 5x^2 + 4x \, dx \\ y &= \int 5x^2 + 4x \, dx \\ &= \frac{5}{3}x^3 + 2x^2 + C.\end{aligned}$$

Example 7 Integrate $dy/dx = 4x^3 + 3x^2$.

$$\begin{aligned}dy &= 4x^3 + 3x^2 \, dx \\ y &= \int 4x^3 + 3x^2 \, dx \\ &= x^4 + x^3 + C.\end{aligned}$$

Chapter 4

Derivatives and Antiderivatives

4.1 Introduction

Mathematical functions come in all sorts of shapes and sizes. Sometimes they are described explicitly where y equals some function of its independent variable(s), such as

$$y = x \sin x$$

or implicitly where y , and its independent variable(s) are part of an equation, such as

$$x^2 + y^2 = 10.$$

A function may reference other functions, such as

$$y = \sin(\cos^2 x)$$

or

$$y = x^{\sin x}.$$

There is no limit to the way functions can be combined, which makes it impossible to cover every eventuality. Nevertheless, in this chapter we explore some useful combinations that prepare us for any future surprises.

In the first section we examine how to differentiate different types of functions, that include sums, products and quotients, which are employed later on to differentiate specific functions such as trigonometric, logarithmic and hyperbolic. Where relevant, I include the appropriate antiderivative to complement its derivative.

4.2 Differentiating Groups of Functions

So far, we have only considered simple individual functions, which unfortunately, do not represent the equations found in mathematics, science, physics or even computer graphics. In general, the functions we have to differentiate include sums of

functions, functions of functions, function products and function quotients. Let's explore these four scenarios.

4.2.1 Sums of Functions

A function normally computes a numerical value from its independent variable(s), and if it can be differentiated, its derivative generates another function with the same independent variable. Consequently, if a function contains two functions of x , such as u and v , where

$$y = u(x) + v(x)$$

which can be abbreviated to

$$y = u + v$$

then

$$\frac{dy}{dx} = \frac{du}{dx} + \frac{dv}{dx}$$

where we just sum their individual derivatives. For example, let

$$u = 2x^6$$

$$v = 3x^5$$

$$y = u + v$$

$$y = 2x^6 + 3x^5$$

then

$$\frac{dy}{dx} = 12x^5 + 15x^4.$$

Similarly, let

$$u = 2x^6$$

$$v = \sin x$$

$$w = \cos x$$

$$y = u + v + w$$

$$y = 2x^6 + \sin x + \cos x$$

then

$$\frac{dy}{dx} = 12x^5 + \cos x - \sin x.$$

Fig. 4.1 Graph of $y = 2x^6 + \sin x + \cos x$ and its derivative, $y = 12x^5 + \cos x - \sin x$ (dashed line)

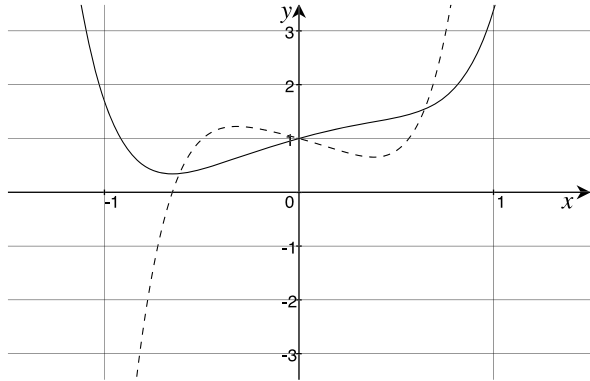


Figure 4.1 shows a graph of $y = 2x^6 + \sin x + \cos x$ and its derivative $y = 12x^5 + \cos x - \sin x$. Differentiating such functions is relatively easy, so too, is integrating. Given

$$\frac{dy}{dx} = \frac{du}{dx} + \frac{dv}{dx}$$

then

$$\begin{aligned} y &= \int u \, dx + \int v \, dx \\ &= \int (u + v) \, dx \end{aligned}$$

and given

$$\frac{dy}{dx} = 12x^5 + \cos x - \sin x$$

then

$$\begin{aligned} dy &= 12x^5 + \cos x - \sin x \, dx \\ y &= \int 12x^5 \, dx + \int \cos x \, dx - \int \sin x \, dx \\ &= 2x^6 + \sin x + \cos x + C. \end{aligned}$$

4.2.2 Function of a Function

One of the advantages of modern mathematical notation is that it lends itself to unlimited elaboration without introducing any new symbols. For example, the polynomial $3x^2 + 2x$ is easily raised to some power by adding brackets and an appropriate

index: $(3x^2 + 2x)^2$. Such an object is a *function of a function*, because the function $3x^2 + 2x$ is subjected to a further squaring function. The question now is: how are such functions differentiated? Well, the answer is relatively easy, but does introduce some new ideas.

Imagine that Heidi swims twice as fast as John, who in turn, swims three times as fast as his dog, Monty. It should be obvious that Heidi swims six (2×3) times faster than Monty. This product rule, also applies to derivatives, because if y changes twice as fast as u , i.e. $dy/du = 2$, and u changes three times as fast as x , i.e. $du/dx = 3$, then y changes six times as fast as x :

$$\frac{dy}{dx} = \frac{dy}{du} \cdot \frac{du}{dx}.$$

To differentiate

$$y = (3x^2 + 2x)^2$$

we substitute

$$u = 3x^2 + 2x$$

then

$$y = u^2$$

and

$$\begin{aligned} \frac{dy}{du} &= 2u \\ &= 2(3x^2 + 2x) \\ &= 6x^2 + 4x. \end{aligned}$$

Next, we require du/dx :

$$\begin{aligned} u &= 3x^2 + 2x \\ \frac{du}{dx} &= 6x + 2 \end{aligned}$$

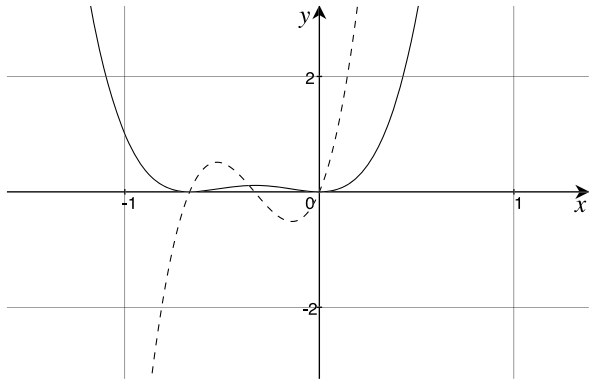
therefore, we can write

$$\begin{aligned} \frac{dy}{dx} &= \frac{dy}{du} \cdot \frac{du}{dx} \\ &= (6x^2 + 4x)(6x + 2) \\ &= 36x^3 + 36x^2 + 8x. \end{aligned}$$

This result is easily verified by expanding the original polynomial and differentiating:

$$y = (3x^2 + 2x)^2$$

Fig. 4.2 Graph of $y = (3x^2 + 2x)^2$ and its derivative $y = 36x^3 + 36x^2 + 8x$ (dashed line)



$$\begin{aligned}
 &= (3x^2 + 2x)(3x^2 + 2x) \\
 &= 9x^4 + 12x^3 + 4x^2 \\
 \frac{dy}{dx} &= 36x^3 + 36x^2 + 8x.
 \end{aligned}$$

Figure 4.2 shows a graph of $y = (3x^2 + 2x)^2$ and its derivative $y = 36x^3 + 36x^2 + 8x$.

Let's differentiate $\sin ax$ using the this method:

$$y = \sin ax.$$

We begin by substituting u for ax :

$$\begin{aligned}
 y &= \sin u \\
 \frac{dy}{du} &= \cos u \\
 &= \cos ax.
 \end{aligned}$$

Next, we require du/dx :

$$\begin{aligned}
 u &= ax \\
 \frac{du}{dx} &= a
 \end{aligned}$$

therefore, we can write

$$\begin{aligned}
 \frac{dy}{dx} &= \frac{dy}{du} \cdot \frac{du}{dx} \\
 &= \cos ax \cdot a \\
 &= a \cos ax.
 \end{aligned}$$

Consequently, given

$$\frac{dy}{dx} = \cos ax$$

then

$$\begin{aligned} dy &= \cos ax \, dx \\ y &= \int \cos ax \, dx \\ &= \frac{1}{a} \sin ax + C. \end{aligned}$$

Similarly, given

$$\frac{dy}{dx} = \sin ax$$

then

$$\begin{aligned} dy &= \sin ax \, dx \\ y &= \int \sin ax \, dx \\ &= -\frac{1}{a} \cos ax + C. \end{aligned}$$

Now let's differentiate $\sin x^2$ using the same method:

$$y = \sin x^2.$$

We begin by substituting u for x^2 :

$$\begin{aligned} y &= \sin u \\ \frac{dy}{du} &= \cos u \\ &= \cos x^2. \end{aligned}$$

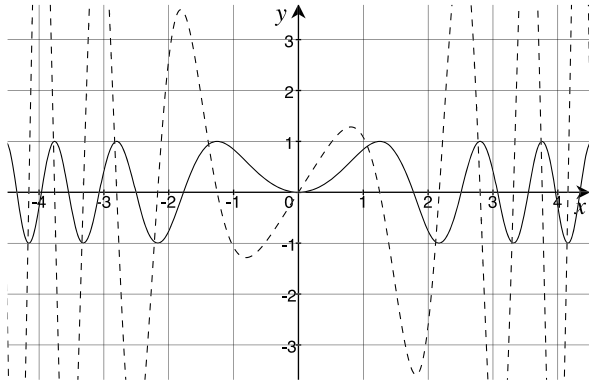
Next, we require du/dx :

$$\begin{aligned} u &= x^2 \\ \frac{du}{dx} &= 2x \end{aligned}$$

therefore, we can write

$$\frac{dy}{dx} = \frac{dy}{du} \cdot \frac{du}{dx}$$

Fig. 4.3 Graph of $y = \sin x^2$ and its derivative $y = 2x \cos x^2$ (dashed line)



$$= \cos x^2 \cdot 2x$$

$$= 2x \cos x^2.$$

Figure 4.3 shows a graph of $y = \sin x^2$ and its derivative $y = 2x \cos x^2$. In general, there can be any depth of functions within a function, which permits us to write the *chain rule* for derivatives:

$$\frac{dy}{dx} = \frac{dy}{du} \cdot \frac{du}{dv} \cdot \frac{dv}{dw} \cdot \frac{dw}{dx}.$$

4.2.3 Function Products

Function products occur frequently in every-day mathematics, and involve the product of two, or more functions. Here are three simple examples:

$$y = (3x^2 + 2x)(2x^2 + 3x)$$

$$y = \sin x \cos x$$

$$y = x^2 \sin x.$$

When it comes to differentiating function products of the form

$$y = uv,$$

it seems natural to assume that

$$\frac{dy}{dx} = \frac{du}{dx} \cdot \frac{dv}{dx} \tag{4.1}$$

which unfortunately, is incorrect. For example, in the case of

$$y = (3x^2 + 2x)(2x^2 + 3x)$$

differentiating using the above rule (4.1) produces

$$\begin{aligned}\frac{dy}{dx} &= (6x + 2)(4x + 3) \\ &= 24x^2 + 26x + 6.\end{aligned}$$

However, if we expand the original product and then differentiate, we obtain

$$\begin{aligned}y &= (3x^2 + 2x)(2x^2 + 3x) \\ &= 6x^4 + 13x^3 + 6x^2 \\ \frac{dy}{dx} &= 24x^3 + 39x^2 + 12x\end{aligned}$$

which is correct, but differs from the first result. Obviously, (4.1) must be wrong. So let's return to first principles and discover the correct rule.

So far, we have incremented the independent variable—normally x —by δx to discover the change in y —normally δy . Next, we see how the same notation can be used to increment functions.

Given the following functions of x , u and v , where

$$y = uv$$

if x increases by δx , then there will be corresponding changes of δu , δv and δy , in u , v and y respectively. Therefore,

$$\begin{aligned}y + \delta y &= (u + \delta u)(v + \delta v) \\ &= uv + u\delta v + v\delta u + \delta u\delta v \\ \delta y &= u\delta v + v\delta u + \delta u\delta v.\end{aligned}$$

Dividing throughout by δx we have

$$\frac{\delta y}{\delta x} = u \frac{\delta v}{\delta x} + v \frac{\delta u}{\delta x} + \delta u \frac{\delta v}{\delta x}.$$

In the limiting condition:

$$\frac{dy}{dx} = \lim_{\delta x \rightarrow 0} \left(u \frac{\delta v}{\delta x} \right) + \lim_{\delta x \rightarrow 0} \left(v \frac{\delta u}{\delta x} \right) + \lim_{\delta x \rightarrow 0} \left(\delta u \frac{\delta v}{\delta x} \right).$$

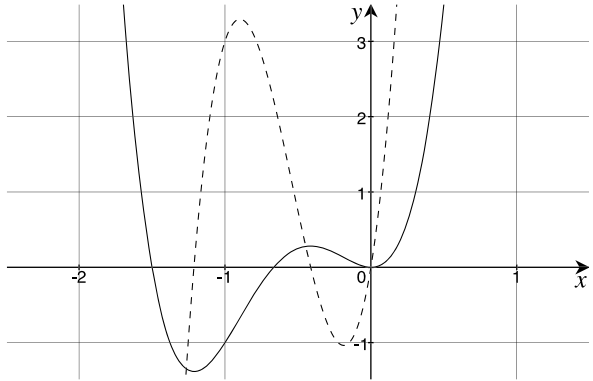
As $\delta x \rightarrow 0$, then $\delta u \rightarrow 0$ and $(\delta u \frac{\delta v}{\delta x}) \rightarrow 0$. Therefore,

$$\frac{dy}{dx} = u \frac{dv}{dx} + v \frac{du}{dx}. \tag{4.2}$$

Applying (4.2) to the original function product:

$$u = 3x^2 + 2x$$

Fig. 4.4 Graph of
 $y = (3x^2 + 2x)(2x^2 + 3x)$
 and its derivative
 $y = 24x^3 + 39x^2 + 12x$
 (dashed line)



$$v = 2x^2 + 3x$$

$$y = uv$$

$$\frac{du}{dx} = 6x + 2$$

$$\frac{dv}{dx} = 4x + 3$$

$$\frac{dy}{dx} = u \frac{dv}{dx} + v \frac{du}{dx}$$

$$= (3x^2 + 2x)(4x + 3) + (2x^2 + 3x)(6x + 2)$$

$$= (12x^3 + 17x^2 + 6x) + (12x^3 + 22x^2 + 6x)$$

$$= 24x^3 + 39x^2 + 12x$$

which agrees with our previous prediction. Figure 4.4 shows a graph of $y = (3x^2 + 2x)(2x^2 + 3x)$ and its derivative $y = 24x^3 + 39x^2 + 12x$. Now let's differentiate $y = \sin x \cos x$ using (4.2).

$$y = \sin x \cos x$$

$$u = \sin x$$

$$\frac{du}{dx} = \cos x$$

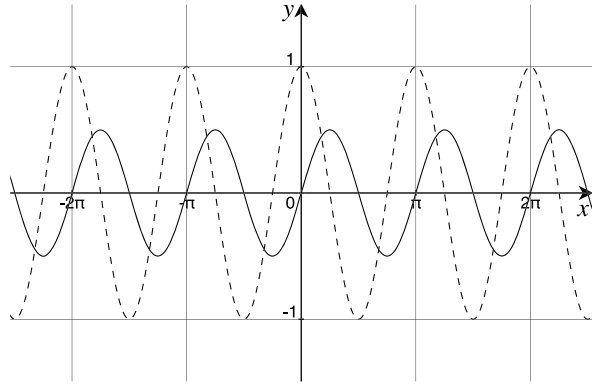
$$v = \cos x$$

$$\frac{dv}{dx} = -\sin x$$

$$\frac{dy}{dx} = u \frac{dv}{dx} + v \frac{du}{dx}$$

$$= \sin x(-\sin x) + \cos x \cos x$$

Fig. 4.5 Graph of $y = \sin x \cos x$ and its derivative $y = \cos 2x$ (dashed line)



$$\begin{aligned}
 &= \cos^2 x - \sin^2 x \\
 &= \cos 2x.
 \end{aligned}$$

Using the identity $\sin 2x = 2 \sin x \cos x$, we can rewrite the original function as

$$\begin{aligned}
 y &= \sin x \cos x \\
 \frac{dy}{dx} &= \frac{1}{2} \sin 2x \\
 &= \cos 2x
 \end{aligned}$$

which confirms the above derivative.

Now let's consider the antiderivative of $\cos 2x$. Given

$$\frac{dy}{dx} = \cos 2x$$

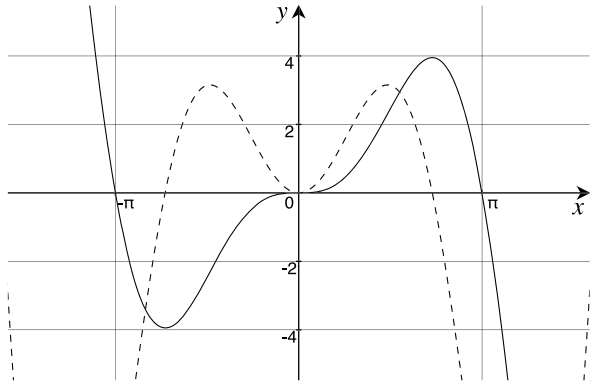
then

$$\begin{aligned}
 dy &= \cos 2x \, dx \\
 y &= \int \cos 2x \, dx \\
 &= \frac{1}{2} \sin 2x + C \\
 &= \sin x \cos x + C.
 \end{aligned}$$

Figure 4.5 shows a graph of $y = \sin x \cos$ and its derivative $y = \cos 2x$. Finally, let's differentiate $y = x^2 \sin x$:

$$\begin{aligned}
 y &= x^2 \sin x \\
 u &= x^2
 \end{aligned}$$

Fig. 4.6 Graph of $y = x^2 \sin x$ and its derivative $y = x^2 \cos x + 2x \sin x$ (dashed line)



$$\begin{aligned} \frac{du}{dx} &= 2x \\ v &= \sin x \\ \frac{dv}{dx} &= \cos x \\ \frac{dy}{dx} &= u \frac{dv}{dx} + v \frac{du}{dx} \\ &= x^2 \cos x + 2x \sin x. \end{aligned}$$

Figure 4.6 shows a graph of $y = x^2 \sin x$ and its derivative $x^2 \cos x + 2x \sin x$.

Given a function product $y = uv$, then

$$\frac{dy}{dx} = u \frac{dv}{dx} + v \frac{du}{dx}.$$

4.2.4 Function Quotients

Next, we investigate two ways to differentiate the quotient of two functions. The first method preserves the quotient, whilst the second method converts the quotient into a product. We begin with two functions of x , u and v , where

$$y = \frac{u}{v}$$

which makes y also a function of x .

We now increment x by δx and measure the change in u as δu , and the change in v as δv . Consequently, the change in y is δy :

$$y + \delta y = \frac{u + \delta u}{v + \delta v}$$

$$\begin{aligned}\delta y &= \frac{u + \delta u}{v + \delta v} - \frac{u}{v} \\ &= \frac{v(u + \delta u) - u(v + \delta v)}{v(v + \delta v)} \\ &= \frac{v\delta u - u\delta v}{v(v + \delta v)}.\end{aligned}$$

Dividing throughout by δx we have

$$\frac{\delta y}{\delta x} = \frac{v \frac{\delta u}{\delta x} - u \frac{\delta v}{\delta x}}{v(v + \delta v)}.$$

As $\delta x \rightarrow 0$, δu , δv and δy also tend towards zero, and the limiting conditions are

$$\begin{aligned}\frac{dy}{dx} &= \lim_{\delta x \rightarrow 0} \frac{\delta y}{\delta x} \\ v \frac{du}{dx} &= \lim_{\delta x \rightarrow 0} v \frac{\delta u}{\delta x} \\ u \frac{dv}{dx} &= \lim_{\delta x \rightarrow 0} u \frac{\delta v}{\delta x} \\ v^2 &= \lim_{\delta x \rightarrow 0} v(v + \delta v)\end{aligned}$$

therefore,

$$\frac{dy}{dx} = \frac{v \frac{du}{dx} - u \frac{dv}{dx}}{v^2}.$$

Now let's repeat the process by writing the quotient as

$$y = uw$$

where $w = v^{-1}$, which permits us to use the product rule:

$$\frac{dy}{dx} = u \frac{dw}{dx} + w \frac{du}{dx}.$$

dw/dx is computed using the chain rule:

$$\frac{dw}{dx} = \frac{dw}{dv} \cdot \frac{dv}{dx}$$

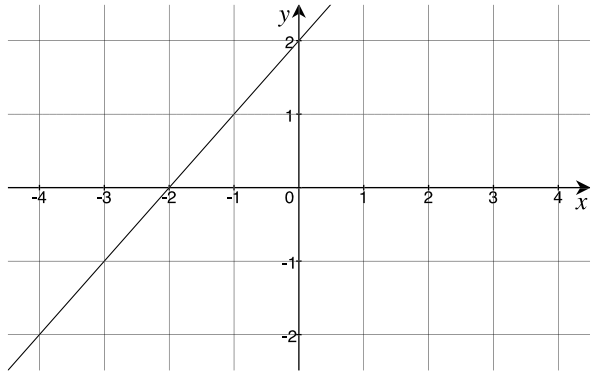
which makes

$$\frac{dy}{dx} = u \frac{dw}{dv} \cdot \frac{dv}{dx} + w \frac{du}{dx}$$

where

$$\frac{dw}{dv} = -\frac{1}{v^2}.$$

Fig. 4.7 Graph of $y = (x^2 + 3)(x + 2)/(x^2 + 3)$ and its derivative $y = 1$ (dashed line)



Therefore,

$$\begin{aligned} \frac{dy}{dx} &= -\frac{u}{v^2} \frac{dv}{dx} + \frac{1}{v} \frac{du}{dx} \\ &= \frac{v \frac{du}{dx} - u \frac{dv}{dx}}{v^2} \end{aligned}$$

which agrees with the previous result. For example, to differentiate

$$y = \frac{x^3 + 2x^2 + 3x + 6}{x^2 + 3}$$

where $u = x^3 + 2x^2 + 3x + 6$ and $v = x^2 + 3$, we have

$$\begin{aligned} \frac{du}{dx} &= 3x^2 + 4x + 3 \\ \frac{dv}{dx} &= 2x \\ \frac{dy}{dx} &= \frac{(x^2 + 3)(3x^2 + 4x + 3) - (x^3 + 2x^2 + 3x + 6)(2x)}{(x^2 + 3)^2} \\ &= \frac{(3x^4 + 4x^3 + 3x^2 + 9x^2 + 12x + 9) - (2x^4 + 4x^3 + 6x^2 + 12x)}{x^4 + 6x^2 + 9} \\ &= \frac{x^4 + 6x^2 + 9}{x^4 + 6x^2 + 9} \\ &= 1 \end{aligned}$$

which is not a surprising result when one sees that the original function has the factors

$$y = \frac{(x^2 + 3)(x + 2)}{x^2 + 3} = x + 2$$

whose derivative is 1. Figure 4.7 shows a graph of $y = (x^2 + 3)(x + 2)/(x^2 + 3)$ and its derivative $y = 1$.

4.2.5 Summary: Groups of Functions

Here are the rules for differentiating function sums, products, quotients and function of a function:

Function	dy/dx
$y = u(x) \pm v(x)$	$\frac{du}{dx} \pm \frac{dv}{dx}$
$y = u(v(x))$	$\frac{dy}{du} + \frac{du}{dx}$
$y = u(x)v(x)$	$u \frac{dv}{dx} + v \frac{du}{dx}$
$y = u(x)/v(x)$	$\frac{v \frac{du}{dx} - u \frac{dv}{dx}}{v^2}$

4.3 Differentiating Implicit Functions

Functions conveniently fall into two types: explicit and implicit. An explicit function, describes a function in terms of its independent variable(s), such as

$$y = a \sin x + b \cos x$$

where the value of y is determined by the values of a , b and x . On the other hand, an implicit function, such as

$$x^2 + y^2 = 25$$

combines the function's name with its definition. In this case, it is easy to untangle the explicit form:

$$y = \sqrt{25 - x^2}.$$

So far, we have only considered differentiating explicit functions, so now let's examine how to differentiate implicit functions. Let's begin with a simple explicit function and differentiate it as it is converted into its implicit form.

Let

$$y = 2x^2 + 3x + 4$$

then

$$\frac{dy}{dx} = 4x + 3.$$

Now let's start the conversion into the implicit form by bringing the constant 4 over to the left-hand side:

$$y - 4 = 2x^2 + 3x$$

differentiating both sides:

$$\frac{dy}{dx} = 4x + 3.$$

Bringing 4 and $3x$ across to the left-hand side:

$$y - 3x - 4 = 2x^2$$

differentiating both sides:

$$\begin{aligned}\frac{dy}{dx} - 3 &= 4x \\ \frac{dy}{dx} &= 4x + 3.\end{aligned}$$

Finally, we have

$$y - 2x^2 - 3x - 4 = 0$$

differentiating both sides:

$$\begin{aligned}\frac{dy}{dx} - 4x - 3 &= 0 \\ \frac{dy}{dx} &= 4x + 3\end{aligned}$$

which seems straight forward.

The reason for working through this example is to remind us that when y is differentiated we get dy/dx . Consequently, the following examples should be understood:

$$\begin{aligned}y + \sin x + 4x &= 0 \\ \frac{dy}{dx} + \cos x + 4 &= 0 \\ \frac{dy}{dx} &= -\cos x - 4.\end{aligned}$$

$$\begin{aligned}y + x^2 - \cos x &= 0 \\ \frac{dy}{dx} + 2x + \sin x &= 0 \\ \frac{dy}{dx} &= -2x - \sin x.\end{aligned}$$

But how do we differentiate $y^2 + x^2 = r^2$? Well, the important difference between this implicit function and previous functions, is that it involves a function of a function. y is not only a function of x , but is squared, which means that we must employ the chain rule described earlier:

$$\frac{dy}{dx} = \frac{dy}{du} \cdot \frac{du}{dx}.$$

Therefore, given

$$\begin{aligned}y^2 + x^2 &= r^2 \\2y \frac{dy}{dx} + 2x &= 0 \\ \frac{dy}{dx} &= \frac{-2x}{2y} \\ &= \frac{-x}{\sqrt{r^2 - x^2}}.\end{aligned}$$

This is readily confirmed by expressing the original function in its explicit form and differentiating:

$$y = (r^2 - x^2)^{\frac{1}{2}}$$

which is a function of a function.

Let $u = r^2 - x^2$, then

$$\frac{du}{dx} = -2x.$$

As $y = u^{\frac{1}{2}}$, then

$$\begin{aligned}\frac{dy}{du} &= \frac{1}{2}u^{-\frac{1}{2}} \\ &= \frac{1}{2u^{\frac{1}{2}}} \\ &= \frac{1}{2\sqrt{r^2 - x^2}}.\end{aligned}$$

However,

$$\begin{aligned}\frac{dy}{dx} &= \frac{dy}{du} \cdot \frac{du}{dx} \\ &= \frac{-2x}{2\sqrt{r^2 - x^2}} \\ &= \frac{-x}{\sqrt{r^2 - x^2}}\end{aligned}$$

which agrees with the implicit differentiated form.

As another example, let's find dy/dx for

$$x^2 - y^2 + 4x = 6y.$$

Differentiating, we have

$$2x - 2y \frac{dy}{dx} + 4 = 6 \frac{dy}{dx}.$$

Rearranging the terms, we have

$$\begin{aligned} 2x + 4 &= 6 \frac{dy}{dx} + 2y \frac{dy}{dx} \\ &= \frac{dy}{dx} (6 + 2y) \\ \frac{dy}{dx} &= \frac{2x + 4}{6 + 2y}. \end{aligned}$$

If, for example, we have to find the slope of $x^2 - y^2 + 4x = 6y$ at the point (4, 3), then we simply substitute $x = 4$ and $y = 3$ in dy/dx to obtain the answer 1.

Finally, let's differentiate $x^n + y^n = a^n$:

$$\begin{aligned} x^n + y^n &= a^n \\ nx^{n-1} + ny^{n-1} \frac{dy}{dx} &= 0 \\ \frac{dy}{dx} &= -\frac{nx^{n-1}}{ny^{n-1}} \\ \frac{dy}{dx} &= -\frac{x^{n-1}}{y^{n-1}}. \end{aligned}$$

4.4 Differentiating Exponential and Logarithmic Functions

4.4.1 Exponential Functions

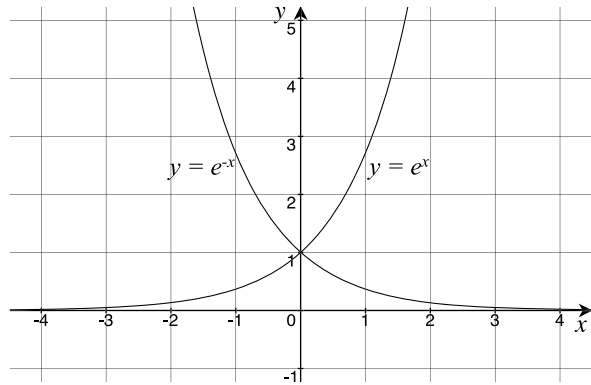
Exponential functions have the form $y = a^x$, where the independent variable is the exponent. Such functions are used to describe various forms of growth or decay, from the compound interest law, to the rate at which a cup of tea cools down. One special value of a is $2.718282\dots$, called e , where

$$e = \lim_{n \rightarrow \infty} \left(1 + \frac{1}{n}\right)^n.$$

Raising e to the power x :

$$e^x = \lim_{n \rightarrow \infty} \left(1 + \frac{1}{n}\right)^{nx}$$

Fig. 4.8 Graphs of $y = e^x$ and $y = e^{-x}$



which, using the Binomial Theorem, is

$$e^x = 1 + x + \frac{x^2}{2!} + \frac{x^3}{3!} + \frac{x^4}{4!} + \dots$$

If we let

$$\begin{aligned} y &= e^x \\ \frac{dy}{dx} &= 1 + x + \frac{x^2}{2!} + \frac{x^3}{3!} + \frac{x^4}{4!} + \dots \\ &= e^x. \end{aligned}$$

which is itself. Figure 4.8 shows graphs of $y = e^x$ and $y = e^{-x}$.

Now let's differentiate $y = a^x$. We know from the rules of logarithms that

$$\log x^n = n \log x$$

therefore, given

$$y = a^x$$

then

$$\ln y = \ln a^x = x \ln a$$

therefore

$$y = e^{x \ln a}$$

which means that

$$a^x = e^{x \ln a}.$$

Consequently,

$$\frac{d}{dx}(a^x) = \frac{d}{dx}(e^{x \ln a})$$

$$\begin{aligned}
 &= \ln a e^{x \ln a} \\
 &= \ln a a^x.
 \end{aligned}$$

Similarly, it can be shown that

$$\begin{aligned}
 y = e^{-x}, & \quad \frac{dy}{dx} = -e^{-x} \\
 y = e^{ax}, & \quad \frac{dy}{dx} = ae^{ax} \\
 y = e^{-ax}, & \quad \frac{dy}{dx} = -ae^{-ax} \\
 y = a^x, & \quad \frac{dy}{dx} = \ln a a^x \\
 y = a^{-x}, & \quad \frac{dy}{dx} = -\ln a a^{-x}.
 \end{aligned}$$

The exponential antiderivatives are written:

$$\begin{aligned}
 \int e^x dx &= e^x + C \\
 \int e^{-x} dx &= -e^{-x} + C \\
 \int e^{ax} dx &= \frac{1}{a} e^{ax} + C \\
 \int e^{-ax} dx &= -\frac{1}{a} e^{-ax} + C \\
 \int a^x dx &= \frac{1}{\ln a} a^x + C \\
 \int a^{-x} dx &= -\frac{1}{\ln a} a^{-x} + C.
 \end{aligned}$$

4.4.2 Logarithmic Functions

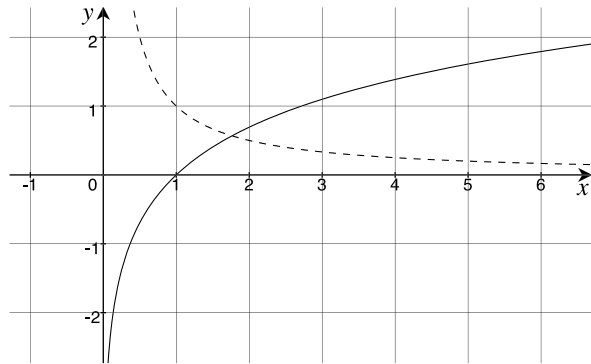
Given a function of the form

$$y = \ln x$$

then

$$x = e^y.$$

Fig. 4.9 Graph of $y = \ln x$ and its derivative $y = 1/x$ (dashed)



Therefore,

$$\begin{aligned}\frac{dx}{dy} &= e^y \\ &= x \\ \frac{dy}{dx} &= \frac{1}{x}.\end{aligned}$$

Thus

$$\frac{d}{dx}(\ln x) = \frac{1}{x}.$$

Figure 4.9 shows the graph of $y = \ln x$ and its derivative $y = 1/x$. Conversely,

$$\int \frac{1}{x} dx = \ln|x| + C.$$

When differentiating logarithms to a base a , we employ the conversion formula:

$$\begin{aligned}y &= \log_a x \\ &= (\ln x)(\log_a e)\end{aligned}$$

whose derivative is

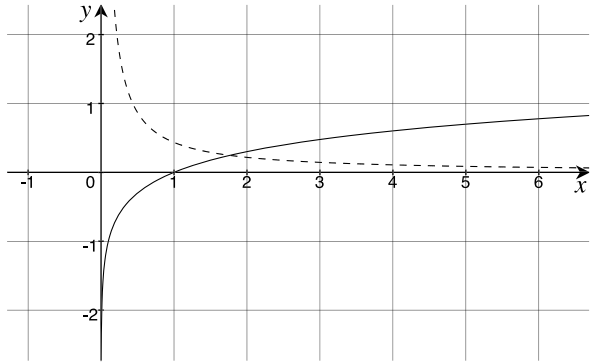
$$\frac{dy}{dx} = \frac{1}{x} \log_a e.$$

When $a = 10$, then $\log_{10} e = 0.4343 \dots$ and

$$\frac{d}{dx}(\log_{10} x) = \frac{0.4343}{x}.$$

Figure 4.10 shows the graph of $y = \log_{10} x$ and its derivative $y = 0.4343/x$.

Fig. 4.10 Graph of $y = \log_{10} x$ and its derivative $y = 0.4343/x$ (dashed)



4.4.3 Summary: Exponential and Logarithmic Functions

Here are the rules for differentiating exponential and logarithmic functions:

y	dy/dx
e^x	e^x
e^{-x}	$-e^{-x}$
e^{ax}	ae^{ax}
e^{-ax}	$-ae^{ax}$
a^x	$\ln a a^x$
a^{-x}	$-\ln a a^{-x}$
$\ln x$	$\frac{1}{x}$
$\log_a x$	$\frac{1}{x} \log_a e$
$\log_{10} x$	$\frac{0.4343}{x}$

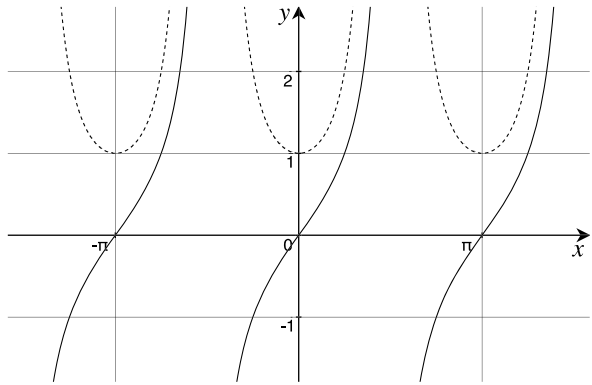
Here are the rules for integrating exponential functions:

$f(x)$	$\int f(x) dx$
e^x	$e^x + C$
e^{-x}	$-e^{-x} + C$
e^{ax}	$\frac{1}{a}e^{ax} + C$
e^{-ax}	$-\frac{1}{a}e^{-ax} + C$
a^x	$\frac{1}{\ln a}a^x + C$
a^{-x}	$-\frac{1}{\ln a}a^{-x} + C$

4.5 Differentiating Trigonometric Functions

We have only differentiated two trigonometric functions: $\sin x$ and $\cos x$, so let's add $\tan x$, $\csc x$, $\sec x$ and $\cot x$ to the list, as well as their inverse forms.

Fig. 4.11 Graph of $y = \tan x$ and its derivative $y = 1 + \tan^2 x$ (dashed)



4.5.1 Differentiating \tan

Rather than return to first principles and start incrementing x by δx , we can employ the rules for differentiating different function combinations and various trigonometric identities. In the case of $\tan ax$, this can be written as

$$\tan ax = \frac{\sin ax}{\cos ax}$$

and employ the quotient rule:

$$\frac{dy}{dx} = \frac{v \frac{du}{dx} - u \frac{dv}{dx}}{v^2}.$$

Therefore, let $u = \sin ax$ and $v = \cos ax$, and

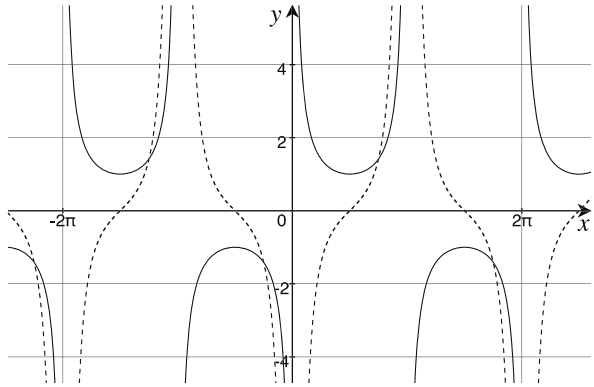
$$\begin{aligned} \frac{dy}{dx} &= \frac{a \cos ax \cos ax + a \sin ax \sin ax}{\cos^2 ax} \\ &= \frac{a(\cos^2 ax + \sin^2 ax)}{\cos^2 ax} \\ &= \frac{a}{\cos^2 ax} \\ &= a \sec^2 ax \\ &= a(1 + \tan^2 ax). \end{aligned}$$

Figure 4.11 shows a graph of $y = \tan x$ and its derivative $y = 1 + \tan^2 x$.

It follows that

$$\int \sec^2 ax \, dx = \frac{1}{a} \tan ax + C.$$

Fig. 4.12 Graph of $y = \csc x$ and its derivative $y = -\csc x \cot x$ (dashed)



4.5.2 Differentiating \csc

Using the quotient rule:

$$\begin{aligned}
 y &= \csc ax \\
 &= \frac{1}{\sin ax} \\
 \frac{dy}{dx} &= \frac{0 - a \cos ax}{\sin^2 ax} \\
 &= \frac{-a \cos ax}{\sin^2 ax} \\
 &= -\frac{a}{\sin ax} \cdot \frac{\cos ax}{\sin ax} \\
 &= -a \csc ax \cdot \cot ax.
 \end{aligned}$$

Figure 4.12 shows a graph of $y = \csc x$ and its derivative $y = -\csc x \cot x$.

It follows that

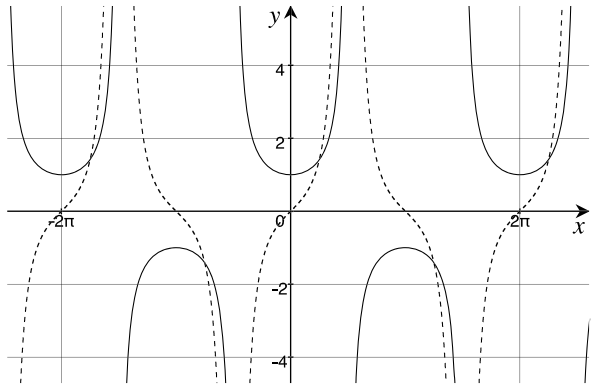
$$\int \csc ax \cdot \cot ax \, dx = -\frac{1}{a} \csc ax + C.$$

4.5.3 Differentiating \sec

Using the quotient rule:

$$\begin{aligned}
 y &= \sec ax \\
 &= \frac{1}{\cos ax}
 \end{aligned}$$

Fig. 4.13 Graph of $y = \sec x$
and its derivative
 $y = \sec x \tan x$ (dashed)



$$\begin{aligned} \frac{dy}{dx} &= \frac{-(-a \sin ax)}{\cos^2 ax} \\ &= \frac{a \sin ax}{\cos^2 ax} \\ &= \frac{a}{\cos ax} \cdot \frac{\sin ax}{\cos ax} \\ &= a \sec ax \cdot \tan ax. \end{aligned}$$

Figure 4.13 shows a graph of $y = \csc x$ and its derivative $y = -\csc x \cot x$.

It follows that

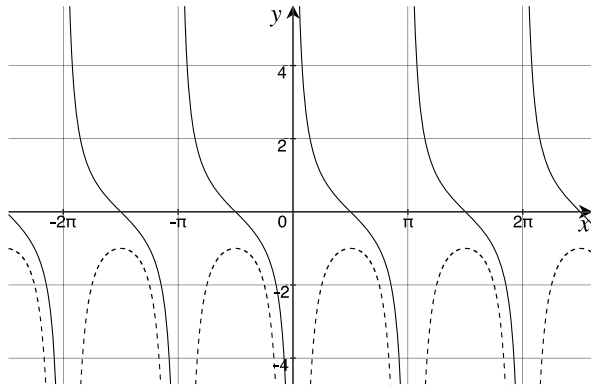
$$\int \sec ax \cdot \tan ax \, dx = \frac{1}{a} \sec ax + C.$$

4.5.4 Differentiating cot

Using the quotient rule:

$$\begin{aligned} y &= \cot ax \\ &= \frac{1}{\tan ax} \\ \frac{dy}{dx} &= \frac{-a \sec^2 ax}{\tan^2 ax} \\ &= -\frac{a}{\cos^2 ax} \cdot \frac{\cos^2 ax}{\sin^2 ax} \\ &= -\frac{a}{\sin^2 ax} \end{aligned}$$

Fig. 4.14 Graph of $y = \cot x$ and its derivative $y = -(1 - \cot^2 x)$ (dashed)



$$\begin{aligned}
 &= -a \csc^2 ax \\
 &= -a(1 + \cot^2 ax).
 \end{aligned}$$

Figure 4.14 shows a graph of $y = \cot x$ and its derivative $y = -(1 + \cot^2 x)$. It follows that

$$\int \csc^2 ax \, dx = -\frac{1}{a} \cot ax + C.$$

4.5.5 Differentiating arcsin, arccos and arctan

These inverse functions are solved using a clever strategy. Let

$$x = \sin y$$

then

$$y = \arcsin x.$$

Differentiating the first expression, we have

$$\begin{aligned}
 \frac{dx}{dy} &= \cos y \\
 \frac{dy}{dx} &= \frac{1}{\cos y}
 \end{aligned}$$

and as $\sin^2 y + \cos^2 y = 1$, then

$$\cos y = \sqrt{1 - \sin^2 y} = \sqrt{1 - x^2}$$

and

$$\frac{d}{dx}(\arcsin x) = \frac{1}{\sqrt{1-x^2}}.$$

Using a similar technique, it can be shown that

$$\frac{d}{dx}(\arccos x) = -\frac{1}{\sqrt{1-x^2}}$$

$$\frac{d}{dx}(\arctan x) = \frac{1}{1+x^2}.$$

It follows that

$$\int \frac{dx}{\sqrt{1-x^2}} = \arcsin x + C$$

$$\int \frac{dx}{1+x^2} = \arctan x + C.$$

4.5.6 Differentiating *arccsc*, *arcsec* and *arccot*

Let

$$y = \operatorname{arccsc} x$$

then

$$\begin{aligned} x &= \csc y \\ &= \frac{1}{\sin y} \\ \frac{dx}{dy} &= \frac{-\cos y}{\sin^2 y} \\ \frac{dy}{dx} &= \frac{-\sin^2 y}{\cos y} \\ &= -\frac{1}{x^2} \frac{x}{\sqrt{x^2-1}} \\ \frac{d}{dx}(\operatorname{arccsc} x) &= -\frac{1}{x\sqrt{x^2-1}}. \end{aligned}$$

Similarly,

$$\frac{d}{dx}(\operatorname{arcsec} x) = \frac{1}{x\sqrt{x^2-1}}$$

$$\frac{d}{dx}(\operatorname{arccot} x) = -\frac{1}{x^2 + 1}.$$

It follows:

$$\int \frac{dx}{x\sqrt{x^2 - 1}} = \operatorname{arcsec} |x| + C$$

$$\int \frac{dx}{x^2 + 1} = -\operatorname{arccot} x + C.$$

4.5.7 Summary: Trigonometric Functions

Here are the rules for differentiating trigonometric functions:

y	dy/dx
$\sin ax$	$a \cos ax$
$\cos ax$	$-a \sin ax$
$\tan ax$	$a(1 + \tan^2 ax)$
$\csc ax$	$-a \csc ax \cdot \cot ax$
$\sec ax$	$a \sec ax \cdot \tan ax$
$\cot ax$	$-a(1 + \cot^2 ax)$

and for the inverse trigonometric functions:

y	dy/dx
$\arcsin x$	$\frac{1}{\sqrt{1-x^2}}$
$\arccos x$	$-\frac{1}{\sqrt{1-x^2}}$
$\arctan x$	$\frac{1}{1+x^2}$
$\operatorname{arccsc} x$	$-\frac{1}{x\sqrt{x^2-1}}$
$\operatorname{arcsec} x$	$\frac{1}{x\sqrt{x^2-1}}$
$\operatorname{arccot} x$	$-\frac{1}{x^2+1}$

Here are the rules for integrating trigonometric functions:

$f(x)$	$\int f(x) dx$
$\sin ax$	$-\frac{1}{a} \cos ax + C$
$\cos ax$	$\frac{1}{a} \sin ax + C$
$\sec^2 ax$	$\frac{1}{a} \tan ax + C$
$\csc ax \cdot \cot ax$	$-\frac{1}{a} \csc ax + C$
$\sec ax \cdot \tan ax$	$\frac{1}{a} \sec ax + C$
$\csc^2 ax$	$-\frac{1}{a} \cot ax + C$

and for the inverse trigonometric functions:

$f(x)$	$\int f(x) dx$
$\frac{1}{\sqrt{1-x^2}}$	$\arcsin x + C$
$\frac{1}{1+x^2}$	$\arctan x + C$
$\frac{1}{x\sqrt{x^2-1}}$	$\operatorname{arcsec} x + C$

4.6 Differentiating Hyperbolic Functions

Trigonometric functions are useful for parametric, circular motion, whereas, hyperbolic functions arise in equations for the absorption of light, mechanics and in integral calculus. Figure 4.15 shows graphs of the unit circle and a hyperbola whose respective equations are

$$x^2 + y^2 = 1$$

$$x^2 - y^2 = 1$$

where the only difference between them is a sign. The parametric form for the trigonometric, or circular functions and the hyperbolic functions are respectively:

$$\sin^2 \theta + \cos^2 \theta = 1$$

$$\cosh^2 x - \sinh^2 x = 1.$$

The three hyperbolic functions have the following definitions:

$$\sinh x = \frac{e^x - e^{-x}}{2}$$

$$\cosh x = \frac{e^x + e^{-x}}{2}$$

$$\tanh x = \frac{\sinh x}{\cosh x} = \frac{e^{2x} - 1}{e^{2x} + 1}$$

and their reciprocals are:

$$\operatorname{cosech} x = \frac{1}{\sinh x} = \frac{2}{e^x - e^{-x}}$$

$$\operatorname{sech} x = \frac{1}{\cosh x} = \frac{2}{e^x + e^{-x}}$$

$$\operatorname{coth} x = \frac{1}{\tanh x} = \frac{e^{2x} + 1}{e^{2x} - 1}.$$

Fig. 4.15 Graphs of the unit circle $x^2 + y^2 = 1$ and the hyperbola $x^2 - y^2 = 1$

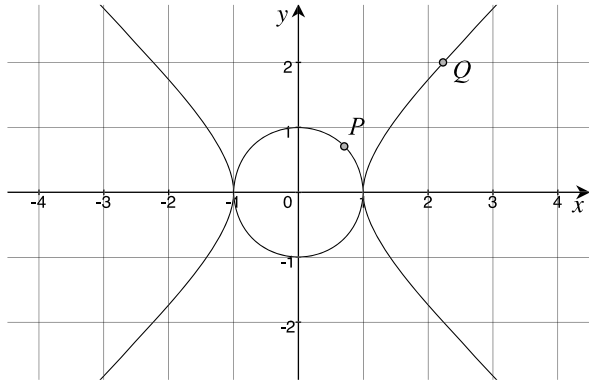


Table 4.1 Hyperbolic function names

Function	Reciprocal	Inverse function	Inverse reciprocal
sinh	cosech	arsinh	arcsch
cosh	sech	arcosh	arsech
tanh	coth	artanh	arcoth

Other useful identities include:

$$\operatorname{sech}^2 x = 1 - \tanh^2 x$$

$$\operatorname{cosech}^2 = \operatorname{coth}^2 x - 1.$$

The coordinates of P and Q in Fig. 4.15 are given by $P(\cos\theta, \sin\theta)$ and $Q(\cosh x, \sinh x)$. Table 4.1 shows the names of the three hyperbolic functions, their reciprocals and inverse forms. As these functions are based upon e^x and e^{-x} , they are relatively easy to differentiate, which we now investigate.

4.6.1 Differentiating sinh, cosh and tanh

The hyperbolic functions are differentiated as follows.

Let

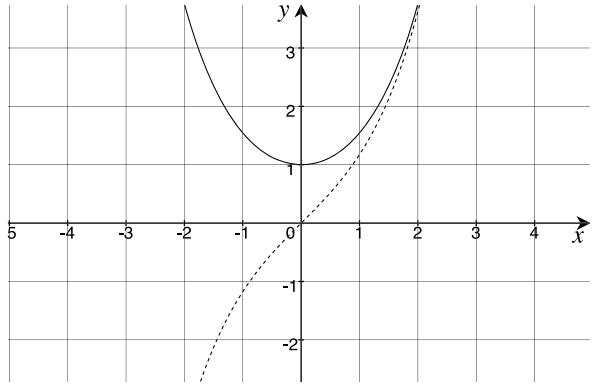
$$y = \sinh x$$

then

$$y = \frac{e^x - e^{-x}}{2}$$

$$\frac{dy}{dx} = \frac{e^x + e^{-x}}{2}$$

Fig. 4.16 Graph of $\sinh x$ and its derivative $\cosh x$



$$\frac{d}{dx}(\sinh x) = \cosh x.$$

Figure 4.16 shows a graph of $\sinh x$ and its derivative $\cosh x$.

It follows that

$$\int \cosh x \, dx = \sinh x + C.$$

Let

$$y = \cosh x$$

then

$$y = \frac{e^x + e^{-x}}{2}$$

$$\frac{dy}{dx} = \frac{e^x - e^{-x}}{2}$$

$$\frac{d}{dx}(\cosh x) = \sinh x.$$

Figure 4.17 shows a graph of $\cosh x$ and its derivative $\sinh x$.

It follows that

$$\int \sinh x \, dx = \cosh x + C.$$

To differentiate $\tanh x$ we employ the quotient rule, and the parametric form of the hyperbola.

Let

$$y = \tanh x$$

then

$$y = \frac{\sinh x}{\cosh x}$$

Fig. 4.17 Graph of $\cosh x$ and its derivative $\sinh x$

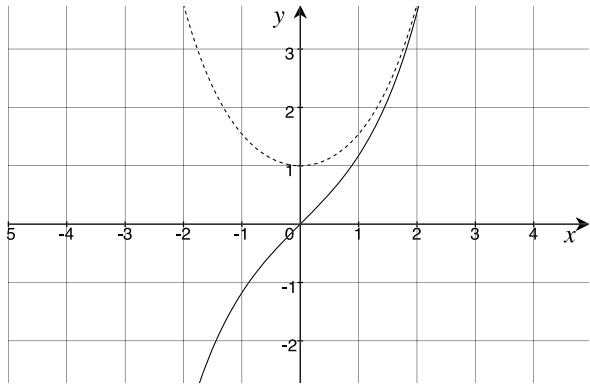
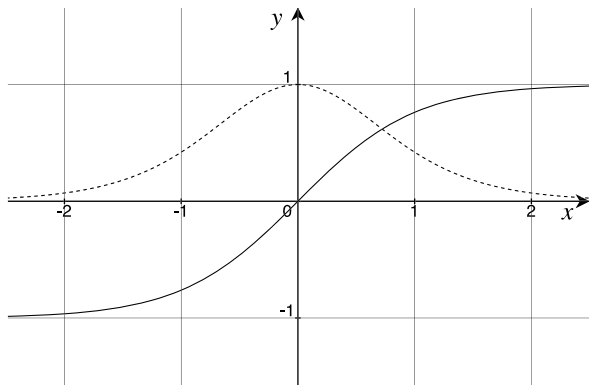


Fig. 4.18 Graph of $\tanh x$ and its derivative $\operatorname{sech}^2 x$



$$\begin{aligned} \frac{dy}{dx} &= \frac{\cosh x \cosh x - \sinh x \sinh x}{\cosh^2 x} \\ &= \frac{\cosh^2 x - \sinh^2 x}{\cosh^2 x} = \frac{1}{\cosh^2 x} \end{aligned}$$

$$\frac{d}{dx}(\tanh x) = \operatorname{sech}^2 x.$$

Figure 4.18 shows a graph of $\tanh x$ and its derivative $\operatorname{sech}^2 x$.

4.6.2 Differentiating cosech, sech and coth

The hyperbolic reciprocals are differentiated as follows.

Let

$$y = \operatorname{cosech} x$$

then

$$y = \frac{1}{\sinh x}$$

$$\frac{dy}{dx} = \frac{-\cosh x}{\sinh^2 x}$$

$$\frac{d}{dx}(\operatorname{cosech} x) = -\operatorname{cosech} x \coth x.$$

Let

$$y = \operatorname{sech} x$$

then

$$y = \frac{1}{\cosh x}$$

$$\frac{dy}{dx} = \frac{-\sinh x}{\cosh^2 x}$$

$$\frac{d}{dx}(\operatorname{sech} x) = -\operatorname{sech} x \tanh x.$$

Let

$$y = \operatorname{coth} x$$

then

$$y = \frac{1}{\tanh x} = \frac{\cosh x}{\sinh x}$$

$$\frac{dy}{dx} = \frac{\sinh^2 x - \cosh^2 x}{\sinh^2 x} = \frac{-1}{\sinh^2 x}$$

$$\frac{d}{dx}(\operatorname{coth} x) = -\operatorname{cosech}^2 x.$$

4.6.3 Differentiating *arsinh*, *arcosh* and *artanh*

The inverse hyperbolic functions are differentiated as follows.

Let

$$y = \operatorname{arsinh} x$$

then

$$x = \sinh y$$

$$\begin{aligned}\frac{dx}{dy} &= \cosh y \\ \frac{dy}{dx} &= \frac{1}{\cosh y} = \frac{1}{\sqrt{1 + \sinh^2 y}} \\ \frac{d}{dx}(\operatorname{arsinh} x) &= \frac{1}{\sqrt{1 + x^2}}.\end{aligned}$$

It follows that

$$\int \frac{dx}{\sqrt{1 + x^2}} = \operatorname{arsinh} x + C.$$

Let

$$y = \operatorname{arcosh} x$$

then

$$\begin{aligned}x &= \cosh y \\ \frac{dx}{dy} &= \sinh y \\ \frac{dy}{dx} &= \frac{1}{\sinh y} = \frac{1}{\sqrt{\cosh^2 y - 1}} \\ \frac{d}{dx}(\operatorname{arcosh} x) &= \frac{1}{\sqrt{x^2 - 1}}.\end{aligned}$$

It follows that

$$\int \frac{dx}{\sqrt{x^2 - 1}} = \operatorname{arcosh} x + C.$$

Let

$$y = \operatorname{artanh} x$$

then

$$\begin{aligned}x &= \tanh y \\ \frac{dx}{dy} &= \operatorname{sech}^2 y \\ \frac{dy}{dx} &= \frac{1}{\operatorname{sech}^2 y} = \frac{1}{1 - \tanh^2 y} \\ \frac{d}{dx}(\operatorname{artanh} x) &= \frac{1}{1 - x^2}.\end{aligned}$$

It follows that

$$\int \frac{dx}{1-x^2} = \operatorname{artanh} x + C.$$

4.6.4 Differentiating *arsch*, *arsech* and *arcoth*

The inverse, reciprocal hyperbolic functions are differentiated as follows.

Let

$$y = \operatorname{arsch} x$$

then

$$x = \operatorname{cosech} y = \frac{1}{\sinh y}$$

$$\frac{dx}{dy} = \frac{-\cosh y}{\sinh^2 y}$$

$$\frac{dy}{dx} = \frac{-\sinh^2 y}{\cosh y}$$

$$\frac{d}{dx}(\operatorname{arsch} x) = -\frac{1}{x\sqrt{1+x^2}}.$$

It follows that

$$\int \frac{dx}{x\sqrt{1+x^2}} = -\operatorname{arsch} x + C.$$

Let

$$y = \operatorname{arsech} x$$

then

$$x = \operatorname{sech} y = \frac{1}{\cosh y}$$

$$\frac{dx}{dy} = \frac{-\sinh y}{\cosh^2 y}$$

$$\frac{dy}{dx} = \frac{-\cosh^2 y}{\sinh y}$$

$$\frac{d}{dx}(\operatorname{arsech} x) = -\frac{1}{x\sqrt{1-x^2}}.$$

It follows that

$$\int \frac{dx}{x\sqrt{1-x^2}} = -\operatorname{arsech} x + C.$$

Let

$$y = \operatorname{arcoth} x$$

then

$$x = \coth y = \frac{\cosh y}{\sinh y}$$

$$\frac{dx}{dy} = \frac{\sinh^2 y - \cosh^2 y}{\sinh^2 y}$$

$$\frac{dy}{dx} = \frac{\sinh^2 y}{\sinh^2 y - \cosh^2 y}$$

$$\frac{d}{dx}(\operatorname{arcoth} x) = -\frac{1}{x^2 - 1}.$$

It follows that

$$\int \frac{dx}{x^2 - 1} = -\operatorname{arcoth} x + C.$$

4.6.5 Summary: Hyperbolic Functions

Here are the rules for differentiating hyperbolic functions:

y	dy/dx
$\sinh x$	$\cosh x$
$\cosh x$	$\sinh x$
$\tanh x$	$\operatorname{sech}^2 x$
$\operatorname{cosech} x$	$-\operatorname{cosech} x \coth x$
$\operatorname{sech} x$	$-\operatorname{sech} x \tanh x$
$\coth x$	$-\operatorname{cosech}^2 x$

and the inverse, hyperbolic functions:

y	dy/dx
$\operatorname{arsinh} x$	$\frac{1}{\sqrt{1+x^2}}$
$\operatorname{arcosh} x$	$\frac{1}{\sqrt{x^2-1}}$
$\operatorname{artanh} x$	$\frac{1}{1-x^2}$
$\operatorname{arsch} x$	$-\frac{1}{x\sqrt{1+x^2}}$
$\operatorname{arsech} x$	$-\frac{1}{x\sqrt{1-x^2}}$
$\operatorname{arcoth} x$	$-\frac{1}{x^2-1}$

Here are the rules for integrating hyperbolic functions:

$f(x)$	$\int f(x) dx$
$\sinh x$	$\cosh x + C$
$\cosh x$	$\sinh x + C$
$\operatorname{sech}^2 x$	$\tanh x + C$

and the inverse, hyperbolic functions:

$f(x)$	$\int f(x) dx$
$\frac{1}{\sqrt{1+x^2}}$	$\operatorname{arsinh} x + C$
$\frac{1}{\sqrt{x^2-1}}$	$\operatorname{arcosh} x + C$
$\frac{1}{1-x^2}$	$\operatorname{artanh} x + C$

4.7 Summary

In this chapter we have seen how to differentiate generic functions such as sums, products, quotients and a function of a function, and we have also seen how to address explicit and implicit forms. These techniques were then used to differentiate exponential, logarithmic, trigonometric and hyperbolic functions, which will be employed in later chapters to solve various problems. Where relevant, integrals of certain functions have been included to show the intimate relationship between derivatives and antiderivatives.

Hopefully, it is now clear that differentiation is like an operator—in that it describes how fast a function changes relative to its independent variable in the form of another function. What we have not yet considered is repeated differentiation and its physical meaning, which is the subject of the next chapter.

Chapter 5

Higher Derivatives

5.1 Introduction

There are three sections to this chapter: The first section shows what happens when a function is repeatedly differentiated; the second shows how these higher derivatives resolve local minimum and maximum conditions; and the third section provides a physical interpretation for these derivatives. Let's begin by finding the higher derivatives of simple polynomials.

5.2 Higher Derivatives of a Polynomial

We have previously seen that polynomials of the form

$$y = ax^r + bx^s + cx^t + \dots$$

are differentiated as follows:

$$\frac{dy}{dx} = rax^{r-1} + sbx^{s-1} + tcx^{t-1} + \dots$$

For example, let

$$y = 3x^3 + 2x^2 - 5x$$

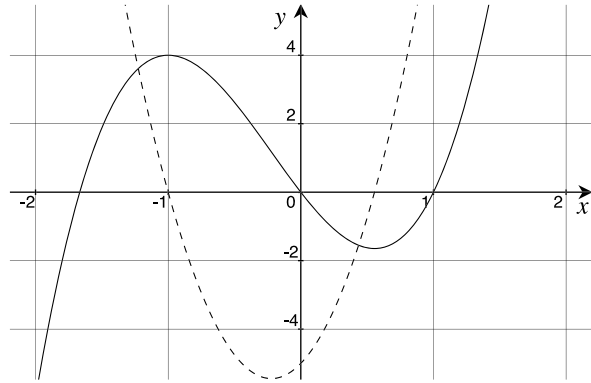
then

$$\frac{dy}{dx} = 9x^2 + 4x - 5$$

which describes how the slope of the original function changes with x .

Figure 5.1 shows the graph of $y = 3x^3 + 2x^2 - 5x$ and its derivative $y = 9x^2 + 4x - 5$, and we can see that when $x = -1$ there is a local maximum, where the function reaches a value of 4, then begins a downward journey to 0, where the slope is -5 . Similarly, when $x \simeq 0.55$, there is a point where the function reaches a local

Fig. 5.1 Graph of $y = 3x^3 + 2x^2 - 5x$ and its derivative $y = 9x^2 + 4x - 5$ (dashed)



minimum with a value of approximately -1.65 . The slope is zero at both points, which is reflected in the graph of the derivative.

Having differentiated the function once, there is nothing to prevent us differentiating a second time, but first we require a way to annotate the process, which is performed as follows. At a general level, let y be some function of x , then the first derivative is

$$\frac{d}{dx}(y).$$

The second derivative is found by differentiating the first derivative:

$$\frac{d}{dx}\left(\frac{dy}{dx}\right)$$

and is written:

$$\frac{d^2y}{dx^2}.$$

Similarly, the third derivative is

$$\frac{d^3y}{dx^3}$$

and the n th derivative:

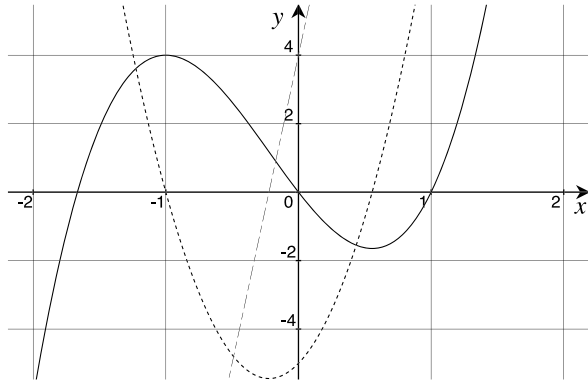
$$\frac{d^n y}{dx^n}.$$

When a function is expressed as $f(x)$, its derivative is written $f'(x)$. The second derivative is written $f''(x)$, and so on for higher derivatives.

Returning to the original function, the first and second derivatives are

$$\begin{aligned}\frac{dy}{dx} &= 9x^2 + 4x - 5 \\ \frac{d^2y}{dx^2} &= 18x + 4\end{aligned}$$

Fig. 5.2 Graph of $y = 3x^3 + 2x^2 - 5x$, its first derivative $y = 9x^2 + 4x - 5$ (short dashes) and its second derivative $y = 18x + 4$ (long dashes)



and the third and fourth derivatives are

$$\frac{d^3 y}{dx^3} = 18$$

$$\frac{d^4 y}{dx^4} = 0.$$

Figure 5.2 shows the original function and the first two derivatives. The graph of the first derivative shows the slope of the original function, whereas the graph of the second derivative shows the slope of the first derivative. These graphs help us identify a local maximum and minimum. By inspection of Fig. 5.2, when the first derivative equals zero, there is a local maximum or a local minimum. Algebraically, this is when

$$\frac{dy}{dx} = 0$$

$$9x^2 + 4x - 5 = 0.$$

Solving this quadratic in x we have

$$x = \frac{-b \pm \sqrt{b^2 - 4ac}}{2a}$$

where $a = 9$, $b = 4$, $c = -5$:

$$x = \frac{-4 \pm \sqrt{16 + 180}}{18}$$

$$x_1 = -1, \quad x_2 = 0.555$$

which confirms our earlier analysis. However, what we don't know, without referring to the graphs, whether it is a minimum, or a maximum.

Fig. 5.3 A function containing a local maximum, and its first derivative (*dashed*)

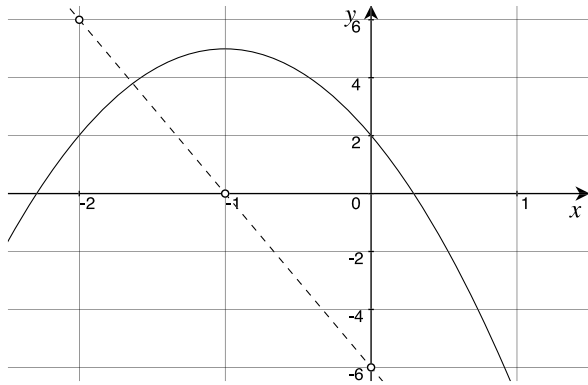
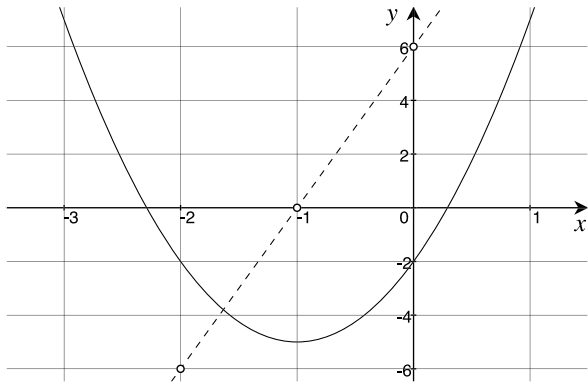


Fig. 5.4 A function containing a local minimum, and its first derivative (*dashed*)



5.3 Identifying a Local Maximum or Minimum

Figure 5.3 shows a function containing a local maximum of 5 when $x = -1$. Note that as the independent variable x , increases from -2 towards 0 , the slope of the graph changes from positive to negative, passing through zero at $x = -1$. This is shown in the function's first derivative, which is the straight line passing through the points $(-2, 6)$, $(-1, 0)$ and $(0, -6)$. A natural consequence of these conditions implies that the slope of the first derivative must be negative:

$$\frac{d^2y}{dx^2} = -\text{ve.}$$

Figure 5.4 shows another function containing a local minimum of 5 when $x = -1$. Note that as the independent variable x , increases from -2 towards 0 , the slope of the graph changes from negative to positive, passing through zero at $x = -1$. This is shown in the function's first derivative, which is the straight line passing through the points $(-2, -6)$, $(-1, 0)$ and $(0, 6)$. A natural consequence of these conditions

implies that the slope of the first derivative must be positive:

$$\frac{d^2y}{dx^2} = +ve.$$

We can now apply this observation to the original function for the two values of x , $x_1 = -1$, $x_2 = 0.555$:

$$\begin{aligned}\frac{dy}{dx} &= 9x^2 + 4x - 5 \\ \frac{d^2y}{dx^2} &= 18x + 4 \\ &= 18 \times (-1) = -18 \\ &= 18 \times (0.555) = +10.\end{aligned}$$

Which confirms that when $x = -1$ there is a local maximum, and when $x = 0.555$, there is a local minimum, as shown in Fig. 5.2.

Let's repeat this technique for

$$y = -3x^3 + 9x$$

whose derivative is

$$\frac{dy}{dx} = -9x^2 + 9$$

and second derivative

$$\frac{d^2y}{dx^2} = -18x$$

as shown in Fig. 5.5. For a local maximum or minimum, the first derivative equals zero:

$$-9x^2 + 9 = 0$$

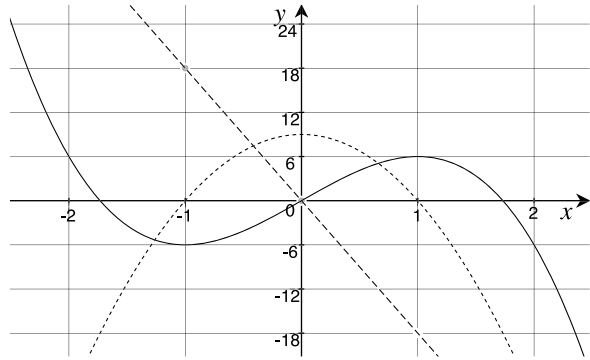
which implies that $x = \pm 1$.

The sign of the second derivative determines whether there is a local minimum or maximum.

$$\begin{aligned}\frac{d^2y}{dx^2} &= -18x \\ &= -18 \times (-1) = +ve \\ &= -18 \times (+1) = -ve\end{aligned}$$

therefore, when $x = -1$ there is a local minimum, and when $x = +1$ there is a local maximum, as confirmed by Fig. 5.5.

Fig. 5.5 Graph of $y = -3x^3 + 9x$, its first derivative $y = -9x^2 + 9$ (short dashes) and its second derivative $y = -18x$ (long dashes)



5.4 Derivatives and Motion

The first derivative of a simple function of x is its instantaneous slope, which may be a linear function or some other function. Higher derivatives are the slopes of their respective functions. For example, for the sine function

$$\begin{aligned}
 y &= \sin x \\
 \frac{dy}{dx} &= \cos x \\
 \frac{d^2y}{dx^2} &= -\sin x \\
 \frac{d^3y}{dx^3} &= -\cos x \\
 \frac{d^4y}{dx^4} &= \sin x.
 \end{aligned}$$

A similar cycle emerges for the cosine function. However, when the independent variable is time, higher derivatives can give the velocity and acceleration of an object, where velocity is the rate of change of position with respect to time, and acceleration is the rate of change of velocity with respect to time.

Let

$$\text{position} = s(t)$$

then

$$\text{velocity } v = \frac{ds}{dt}$$

and

$$\text{acceleration } a = \frac{dv}{dt} = \frac{d^2s}{dt^2}.$$

Fig. 5.6 The position of an object falling under the pull of gravity

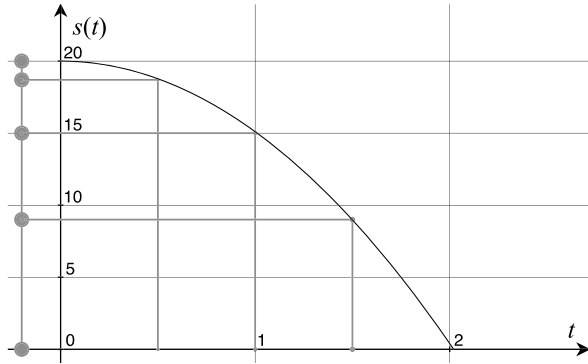


Table 5.1 The height of an object and distance travelled at different times during its fall

t	d	$s(t)$
0	0	20
0.5	-1.225	18.775
1	-4.9	15.1
1.5	-11.025	8.975
2.02	-20	0

For example, when an object is dropped from a height h_0 close to the earth, it experiences a downward acceleration of $g = 9.8 \text{ m/s}^2$, and falls a distance d :

$$d = -\frac{1}{2}gt^2.$$

Observe that a distance measured vertically upwards is positive, and a distance measured downwards is negative. Consequently, its instantaneous height is given by

$$s(t) = h_0 - \frac{1}{2}gt^2. \tag{5.1}$$

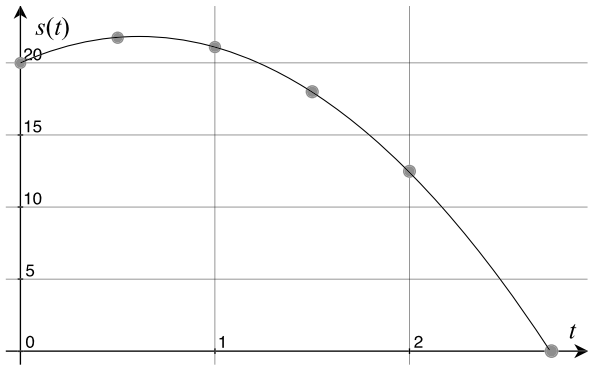
Figure 5.6 shows the height of the object at different times during its fall, and Table 5.1 gives corresponding values of t , d and $s(t)$, with a starting height $h_0 = 20 \text{ m}$.

Differentiating (5.1) with respect to time gives the object’s instantaneous velocity v :

$$\begin{aligned}
 s(t) &= h_0 - \frac{1}{2}gt^2 \\
 v &= \frac{ds}{dt} = -gt
 \end{aligned}
 \tag{5.2}$$

and after 2.02 seconds, the object is travelling at approximately 19.8 m/s.

Fig. 5.7 The position of an object falling under the pull of gravity with an initial upward velocity of 6 m/s



Differentiating (5.2) with respect to time gives the instantaneous acceleration of the object:

$$v = -gt$$

$$a = \frac{dv}{dt} = \frac{d^2s}{dt^2} = -g$$

and after 2.02 seconds, the object remains accelerating at a constant -9.8 m/s^2 .

If the object is subjected to an initial vertical velocity of v_0 , after t seconds it travels a distance of v_0t , which permits us to write a general equation for the object's height as

$$s(t) = h_0 + v_0t - \frac{1}{2}gt^2. \quad (5.3)$$

Differentiating (5.3) gives the instantaneous velocity:

$$v = \frac{ds}{dt} = v_0 - gt. \quad (5.4)$$

Differentiating (5.4) gives the instantaneous acceleration:

$$a = \frac{dv}{dt} = \frac{d^2s}{dt^2} = -g.$$

If we set the initial velocity to $v_0 = 6 \text{ m/s}$ and maintain the same starting height $h_0 = 20$, Fig. 5.7 shows the resulting motion.

5.5 Summary

In this chapter we have seen how a function can be repeatedly differentiated to reveal higher derivatives. These in turn, can be used to identify points of local maxima and minima. They can also be used to identify the velocity and acceleration of an object.

Chapter 6

Partial Derivatives

6.1 Introduction

In this chapter we investigate derivatives of functions with more than one independent variable, and how such derivatives are annotated. We also explore the second-order form of these derivatives.

6.2 Partial Derivatives

Up to this point, we have used functions with one independent variable, such as $y = f(x)$. However, we must be able to compute derivatives of functions with more than one independent variable, such as $y = f(u, v, w)$. The technique employed is to assume that only one variable changes, whilst the other variables are held constant. This means that a function can possess several derivatives—one for each independent variable. Such derivatives are called *partial derivatives* and employ a new symbol ∂ , which can be read as “*partial dee*”.

Given a function $f(u, v, w)$, the three partial derivatives are defined as

$$\begin{aligned}\frac{\partial f}{\partial u} &= \lim_{h \rightarrow 0} \frac{f(u + h, v, w) - f(u, v, w)}{h} \\ \frac{\partial f}{\partial v} &= \lim_{h \rightarrow 0} \frac{f(u, v + h, w) - f(u, v, w)}{h} \\ \frac{\partial f}{\partial w} &= \lim_{h \rightarrow 0} \frac{f(u, v, w + h) - f(u, v, w)}{h}.\end{aligned}$$

For example, a function for the volume of a cylinder is

$$V(r, h) = \pi r^2 h$$

where r is the radius, and h is the height. Say we wish to compute the function's partial derivative with respect to r . First, the partial derivative is written

$$\frac{\partial V}{\partial r}.$$

Second, we hold h constant, whilst allowing r to change. This means that the function becomes

$$V(r, h) = kr^2 \tag{6.1}$$

where $k = \pi h$. Thus the partial derivative of (6.1) with respect to r is

$$\begin{aligned} \frac{\partial V}{\partial r} &= 2kr \\ &= 2\pi hr. \end{aligned}$$

Next, by holding r constant, and allowing h to change, we have

$$\frac{\partial V}{\partial h} = \pi r^2.$$

Sometimes, for purposes of clarification, the partial derivatives identify the constant variable(s):

$$\begin{aligned} \left(\frac{\partial V}{\partial r}\right)_h &= 2\pi hr \\ \left(\frac{\partial V}{\partial h}\right)_r &= \pi r^2. \end{aligned}$$

Partial differentiation is subject to the same rules for ordinary differentiation—we just to have to remember which independent variable changes, and those held constant. As with ordinary derivatives, we can compute higher-order partial derivatives. For example, consider the function

$$f(u, v) = u^4 + 2u^3v^2 - 4v^3.$$

The first partial derivatives are

$$\begin{aligned} \frac{\partial f}{\partial u} &= 4u^3 + 6u^2v^2 \\ \frac{\partial f}{\partial v} &= 4u^3v - 12v^2 \end{aligned}$$

and the second-order partial derivatives are

$$\frac{\partial^2 f}{\partial u^2} = 12u^2 + 12uv^2$$

$$\frac{\partial^2 f}{\partial v^2} = 4u^3 - 24v.$$

Similarly, given

$$f(u, v) = \sin(4u) \cdot \cos(5v)$$

the first partial derivatives are

$$\begin{aligned}\frac{\partial f}{\partial u} &= 4 \cos(4u) \cdot \cos(5v) \\ \frac{\partial f}{\partial v} &= -5 \sin(4u) \cdot \sin(5v)\end{aligned}$$

and the second-order partial derivatives are

$$\begin{aligned}\frac{\partial^2 f}{\partial u^2} &= -16 \sin(4u) \cdot \cos(5v) \\ \frac{\partial^2 f}{\partial v^2} &= -25 \sin(4u) \cdot \cos(5v).\end{aligned}$$

In general, given $f(u, v) = uv$, then

$$\begin{aligned}\frac{\partial f}{\partial u} &= v \\ \frac{\partial f}{\partial v} &= u\end{aligned}$$

and the second-order partial derivatives are

$$\begin{aligned}\frac{\partial^2 f}{\partial u^2} &= 0 \\ \frac{\partial^2 f}{\partial v^2} &= 0.\end{aligned}$$

Similarly, given $f(u, v) = u/v$, then

$$\begin{aligned}\frac{\partial f}{\partial u} &= \frac{1}{v} \\ \frac{\partial f}{\partial v} &= -\frac{u}{v^2}\end{aligned}$$

and the second-order partial derivatives are

$$\begin{aligned}\frac{\partial^2 f}{\partial u^2} &= 0 \\ \frac{\partial^2 f}{\partial v^2} &= \frac{2u}{v^3}.\end{aligned}$$

Finally, given $f(u, v) = u^v$, then

$$\frac{\partial f}{\partial u} = vu^{v-1}$$

whereas, $\partial f/\partial v$ requires some explaining. First, given

$$f(u, v) = u^v$$

taking natural logs of both sides, we have

$$\ln f(u, v) = v \ln u$$

and

$$f(u, v) = e^{v \ln u}.$$

Therefore,

$$\begin{aligned} \frac{\partial f}{\partial v} &= e^{v \ln u} \ln u \\ &= u^v \ln u. \end{aligned}$$

The second-order partial derivatives are

$$\begin{aligned} \frac{\partial^2 f}{\partial u^2} &= v(v-1)u^{v-2} \\ \frac{\partial^2 f}{\partial v^2} &= u^v \ln^2 u. \end{aligned}$$

6.2.1 Visualising Partial Derivatives

Functions of the form $y = f(x)$ are represented by a 2D graph, and the function's derivative $f'(x)$ represents the graph's slope at any point x . Functions of the form $z = f(x, y)$ can be represented by a 3D surface, like the one shown in Fig. 6.1, which is $z(x, y) = 4x^2 - 2y^2$. The two partial derivatives are

$$\begin{aligned} \frac{\partial z}{\partial x} &= 8x \\ \frac{\partial z}{\partial y} &= -4y \end{aligned}$$

where $\partial z/\partial x$ is the slope of the surface in the x -direction, as shown in Fig. 6.2, and $\partial z/\partial y$ is the slope of the surface in the y -direction, as shown in Fig. 6.3.

Fig. 6.1 Surface of $z = 4x^2 - 2y^2$ using a right-handed axial system with a vertical z -axis

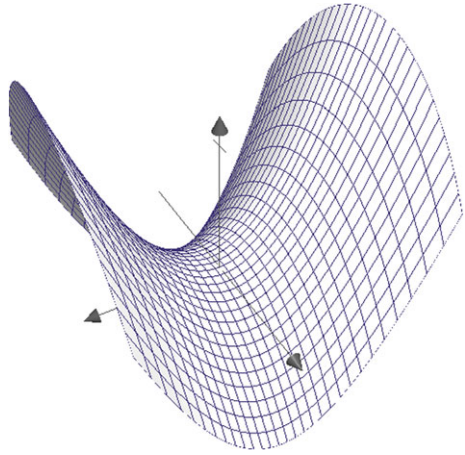
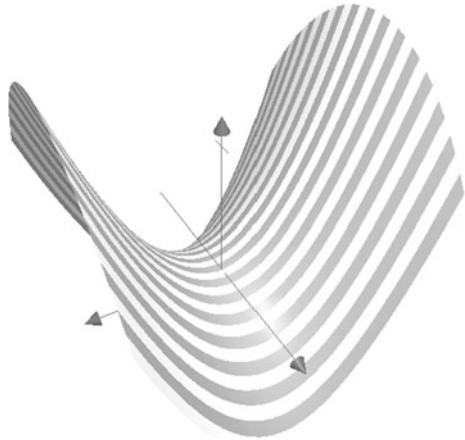


Fig. 6.2 $\partial z/\partial x$ describes the slopes of these contour lines



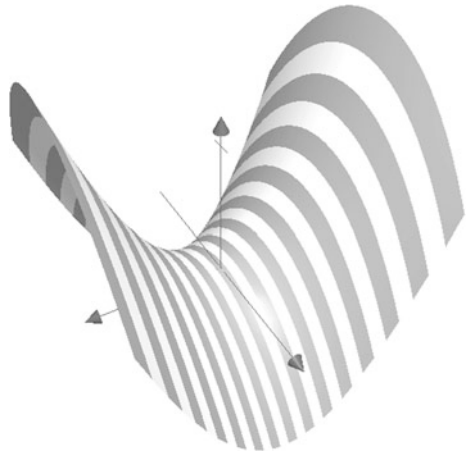
The second-order partial derivatives are

$$\frac{\partial^2 z}{\partial x^2} = 8 = +ve$$

$$\frac{\partial^2 z}{\partial y^2} = -4 = -ve.$$

As $\partial^2 z/\partial x^2$ is positive, there is a local minimum in the x -direction, and as $\partial^2 z/\partial y^2$ is negative, there is a local maximum in the y -direction, as confirmed by Figs. 6.2 and 6.3.

Fig. 6.3 $\partial z/\partial y$ describes the slopes of these contour lines



6.2.2 Mixed Partial Derivatives

We have seen that, given a function of the form $f(u, v)$, the partial derivatives $\partial f/\partial u$ and $\partial f/\partial v$ provide the relative instantaneous changes in f and u , and f and v , respectively, whilst the second independent variable remains fixed. However, nothing prevents us from differentiating $\partial f/\partial u$ with respect to v , whilst keeping u constant:

$$\frac{\partial}{\partial v} \left(\frac{\partial f}{\partial u} \right)$$

which is also written as

$$\frac{\partial^2 f}{\partial v \partial u}$$

and is a *mixed partial derivative*. For example, let

$$f(u, v) = u^3 v^4$$

then

$$\frac{\partial f}{\partial u} = 3u^2 v^4$$

and

$$\frac{\partial^2 f}{\partial v \partial u} = 12u^2 v^3.$$

However, it should be no surprise that reversing the differentiation gives the same result. Let

$$f(u, v) = u^3 v^4$$

then

$$\frac{\partial f}{\partial v} = 4u^3 v^3$$

and

$$\frac{\partial^2 f}{\partial u \partial v} = 12u^2 v^3.$$

Generally, for continuous functions, we can write

$$\frac{\partial^2 f}{\partial u \partial v} = \frac{\partial^2 f}{\partial v \partial u}.$$

For example, the formula for the volume of a cylinder is given by $V(r, h) = \pi r^2 h$, where r and h are the cylinder's radius and height, respectively. The mixed partial derivative is computed as follows.

$$V(r, h) = \pi r^2 h$$

$$\frac{\partial V}{\partial r} = 2\pi hr$$

$$\frac{\partial^2 V}{\partial h \partial r} = 2\pi r$$

or

$$V(r, h) = \pi r^2 h$$

$$\frac{\partial V}{\partial h} = \pi r^2$$

$$\frac{\partial^2 V}{\partial r \partial h} = 2\pi r.$$

As a second example, let

$$f(u, v) = \sin(4u) \cdot \cos(3v)$$

then

$$\frac{\partial f}{\partial u} = 4 \cos(4u) \cdot \cos(3v)$$

$$\frac{\partial^2 f}{\partial v \partial u} = -12 \cos(4u) \cdot \sin(3v)$$

or

$$\frac{\partial f}{\partial v} = -3 \sin(4u) \cdot \sin(3v)$$

$$\frac{\partial^2 f}{\partial u \partial v} = -12 \cos(4u) \cdot \sin(3v).$$

6.3 Chain Rule

In Chap. 4 we came across the chain rule for computing the derivatives of functions of functions. For example, to compute the derivative of $y = \sin^2 x$ we substitute $u = x^2$, then

$$\begin{aligned} y &= u \\ \frac{dy}{du} &= \cos u \\ &= \cos x^2. \end{aligned}$$

Next, we compute du/dx :

$$\begin{aligned} u &= x^2 \\ \frac{du}{dx} &= 2x \end{aligned}$$

and dy/dx is the product of the two derivatives using the chain rule:

$$\begin{aligned} \frac{dy}{dx} &= \frac{dy}{du} \cdot \frac{du}{dx} \\ &= \cos x^2 \cdot 2x \\ &= 2x \cos x^2. \end{aligned}$$

But say we have a function where w is a function of two variables x and y , which in turn, are a function of u and v . Then we have

$$\begin{aligned} w &= f(x, y) \\ x &= r(u, v) \\ y &= s(u, v). \end{aligned}$$

With such a scenario, we have the following partial derivatives:

$$\begin{aligned} \frac{\partial w}{\partial x}, \quad \frac{\partial w}{\partial y} \\ \frac{\partial w}{\partial u}, \quad \frac{\partial w}{\partial v} \\ \frac{\partial x}{\partial u}, \quad \frac{\partial x}{\partial v} \\ \frac{\partial y}{\partial u}, \quad \frac{\partial y}{\partial v}. \end{aligned}$$

These are chained together as follows:

$$\frac{\partial w}{\partial u} = \frac{\partial w}{\partial x} \cdot \frac{\partial x}{\partial u} + \frac{\partial w}{\partial y} \cdot \frac{\partial y}{\partial u} \quad (6.2)$$

$$\frac{\partial w}{\partial v} = \frac{\partial w}{\partial x} \cdot \frac{\partial x}{\partial v} + \frac{\partial w}{\partial y} \cdot \frac{\partial y}{\partial v}. \quad (6.3)$$

For example, given

$$w = f(2x + 3y)$$

$$x = r(u^2 + v^2)$$

$$y = s(u^2 - v^2)$$

then

$$\begin{aligned} \frac{\partial w}{\partial x} &= 2, & \frac{\partial w}{\partial y} &= 3 \\ \frac{\partial x}{\partial u} &= 2u, & \frac{\partial x}{\partial v} &= 2v \\ \frac{\partial y}{\partial u} &= 2u, & \frac{\partial y}{\partial v} &= -2v \end{aligned}$$

and plugging these into (6.2) and (6.3) we have

$$\begin{aligned} \frac{\partial w}{\partial u} &= \frac{\partial w}{\partial x} \frac{\partial x}{\partial u} + \frac{\partial w}{\partial y} \frac{\partial y}{\partial u} \\ &= 2 \times 2u + 3 \times 2u \\ &= 10u \\ \frac{\partial w}{\partial v} &= \frac{\partial w}{\partial x} \frac{\partial x}{\partial v} + \frac{\partial w}{\partial y} \frac{\partial y}{\partial v} \\ &= 2 \times 2v + 3 \times (-2v) \\ &= -2v. \end{aligned}$$

Thus, when $u = 2$ and $v = 1$

$$\frac{\partial w}{\partial u} = 20, \quad \text{and} \quad \frac{\partial w}{\partial v} = -2.$$

6.4 Total Derivative

Given a function with three independent variables, such as $w = f(x, y, t)$, where $x = g(t)$ and $y = h(t)$, there are three primary partial derivatives

$$\frac{\partial w}{\partial x}, \quad \frac{\partial w}{\partial y} \quad \text{and} \quad \frac{\partial w}{\partial t}$$

which show the differential change of w with x , y and t respectively. There are also three derivatives

$$\frac{dx}{dt}, \quad \frac{dy}{dt} \quad \text{and} \quad \frac{dt}{dt}$$

where $dt/dt = 1$. The partial and ordinary derivatives can be combined to create the *total derivative* which is written

$$\frac{dw}{dt} = \frac{\partial w}{\partial x} \frac{dx}{dt} + \frac{\partial w}{\partial y} \frac{dy}{dt} + \frac{\partial w}{\partial t}.$$

dw/dt measures the instantaneous change of w relative to t , when all three independent variables change. For example, given

$$w = x^2 + xy + y^3 + t^2$$

$$x = 2t$$

$$y = t - 1$$

then

$$\frac{dx}{dt} = 2$$

$$\frac{dy}{dt} = 1$$

$$\frac{\partial w}{\partial x} = 2x + y = 4t + t - 1 = 5t - 1$$

$$\frac{\partial w}{\partial y} = x + 3y^2 = 2t + 3(t - 1)^2 = 3t^2 - 4t + 3$$

$$\frac{\partial w}{\partial t} = 2t$$

$$\frac{dw}{dt} = \frac{\partial w}{\partial x} \frac{dx}{dt} + \frac{\partial w}{\partial y} \frac{dy}{dt} + \frac{\partial w}{\partial t}$$

$$= (5t - 1)2 + (3t^2 - 4t + 3) + 2t = 3t^2 + 8t + 1$$

and the total derivative equals

$$\frac{dw}{dt} = 3t^2 + 8t + 1$$

and when $t = 1$, $dw/dt = 12$.

6.5 Summary

When a function has two or more independent variables, a partial derivative records the instantaneous rate of change relative to one variable, while the others are held constant. Like ordinary derivatives, it is also possible to take second-order and higher partial derivatives.

Mixed partial derivatives arise when a partial derivative is further differentiated relative to the second variable. The order makes no difference, which is why

$$\frac{\partial^2 f}{\partial u \partial v} = \frac{\partial^2 f}{\partial v \partial u}.$$

The chain rule describes how partial derivatives are combined to create an overall partial derivative:

$$\begin{aligned}\frac{\partial w}{\partial u} &= \frac{\partial w}{\partial x} \cdot \frac{\partial x}{\partial u} + \frac{\partial w}{\partial y} \cdot \frac{\partial y}{\partial u} \\ \frac{\partial w}{\partial v} &= \frac{\partial w}{\partial x} \cdot \frac{\partial x}{\partial v} + \frac{\partial w}{\partial y} \cdot \frac{\partial y}{\partial v}.\end{aligned}$$

Finally, we saw that the total derivative of a function is another function that shows the total instantaneous change when all independent variables change simultaneously:

$$\frac{dw}{dt} = \frac{\partial w}{\partial x} \frac{dx}{dt} + \frac{\partial w}{\partial y} \frac{dy}{dt} + \frac{\partial w}{\partial t}.$$

Chapter 7

Integral Calculus

7.1 Introduction

In this chapter I develop the idea that integration is the inverse of differentiation, and examine standard algebraic strategies for integrating functions, where the derivative is unknown; these include simple algebraic manipulation, trigonometric identities, integration by parts, integration by substitution and integration using partial fractions.

7.2 Indefinite Integral

In previous chapters we have seen that given a simple function, such as

$$y = \sin x + 23$$
$$\frac{dy}{dx} = \cos x$$

and the constant term 23 disappears. Inverting the process, we begin with

$$dy = \cos x \, dx$$

and integrate both sides:

$$y = \int \cos x \, dx$$
$$= \sin x + C.$$

An integral of the form

$$\int f(x) \, dx$$

is known as an *indefinite integral*; and as we don't know whether the original function contains a constant term, a constant C has to be included. Its value remains undetermined unless we are told something about the original function. In this example, if we are told that when $x = \pi/2$, $y = 24$, then

$$\begin{aligned} 24 &= \sin \pi/2 + C \\ &= 1 + C \\ C &= 23. \end{aligned}$$

7.3 Standard Integration Formulae

In earlier chapters, I have included indefinite integrals for most of the derivatives we have examined. For example, knowing that

$$\frac{d}{dx} \sin x = \cos x$$

then the inverse operation is

$$\int \cos x \, dx = \sin x + C.$$

For convenience, here they are again:

$$\begin{aligned} \int x^n \, dx &= \frac{1}{n+1} x^{n+1} + C; \quad n \neq -1 \\ \int e^x \, dx &= e^x + C \\ \int e^{-x} \, dx &= -e^{-x} + C \\ \int e^{ax} \, dx &= \frac{1}{a} e^{ax} + C \\ \int e^{-ax} \, dx &= -\frac{1}{a} e^{-ax} + C \\ \int a^x \, dx &= \frac{1}{\ln a} a^x + C; \quad 0 < a \neq 1 \\ \int a^{-x} \, dx &= -\frac{1}{\ln a} a^{-x} + C \\ \int \sin ax \, dx &= -\frac{1}{a} \cos ax + C \\ \int \cos ax \, dx &= \frac{1}{a} \sin ax + C \end{aligned}$$

$$\int \sec^2 ax \, dx = \frac{1}{a} \tan ax + C$$

$$\int \csc ax \cdot \cot ax \, dx = -\frac{1}{a} \csc ax + C$$

$$\int \sec ax \cdot \tan ax \, dx = \frac{1}{a} \sec ax + C$$

$$\int \csc^2 ax \, dx = -\frac{1}{a} \cot ax + C$$

$$\int \frac{1}{\sqrt{1-x^2}} \, dx = \arcsin x + C$$

$$\int \frac{1}{1+x^2} \, dx = \arctan x + C$$

$$\int \frac{1}{x\sqrt{x^2-1}} \, dx = \operatorname{arcsec} |x| + C$$

$$\int \sinh x \, dx = \cosh x + C$$

$$\int \cosh x \, dx = \sinh x + C$$

$$\int \operatorname{sech}^2 x \, dx = \tanh x + C$$

$$\int \frac{1}{\sqrt{1+x^2}} \, dx = \operatorname{arsinh} x + C$$

$$\int \frac{1}{\sqrt{x^2-1}} \, dx = \operatorname{arcosh} x + C$$

$$\int \frac{1}{1-x^2} \, dx = \operatorname{artanh} x + C.$$

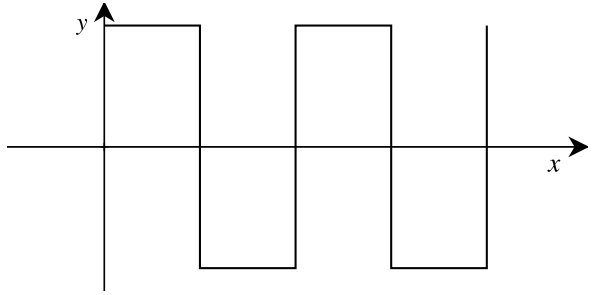
All the above integrals, and many more, can be found on the internet and in most books on calculus. However, the problem facing us now is how to integrate functions that don't fall into the above formats, which is what we consider next.

7.4 Integration Techniques

7.4.1 Continuous Functions

Functions come in all sorts of shapes and sizes, which is why we have to be very careful before they are differentiated or integrated. If a function contains any form of discontinuity, then it cannot be differentiated or integrated. For example, the square-wave function shown in Fig. 7.1 cannot be differentiated as it contains discontinuities. Consequently, to be very precise, we identify an *interval* $[a, b]$, over which a

Fig. 7.1 A discontinuous square-wave function



function is analysed, and stipulate that it must be continuous over this interval. For example, a and b define the upper and lower bounds of the interval such that

$$a \leq x \leq b$$

then we can say that for $f(x)$ to be continuous

$$\lim_{h \rightarrow 0} f(x + h) = f(x).$$

Even this needs further clarification as h must not take x outside of the permitted interval. So, from now on, we assume that all functions are continuous and can be integrated without fear of singularities.

7.4.2 Difficult Functions

There are many functions that cannot be differentiated and represented by a finite collection of elementary functions. For example, the derivative $f'(x) = \sin x/x$ does not exist, which precludes the possibility of its integration. Figure 7.2 shows this function, and even though it is continuous, its derivative and integral can only be approximated. Similarly, the derivative $f'(x) = \sqrt{x} \sin x$ does not exist, and also precludes the possibility of its integration. Figure 7.3 shows this continuous function. So now let's examine how most functions have to be rearranged to secure their integration.

Let's demonstrate through a series of examples how a function can be manipulated to permit it to be integrated.

7.4.3 Trigonometric Identities

Sometimes it is possible to simplify the integrand by substituting a trigonometric identity.

Fig. 7.2 Graph of $y = (\sin x)/x$

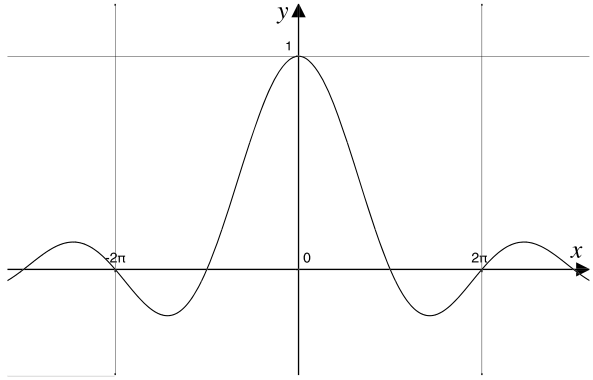
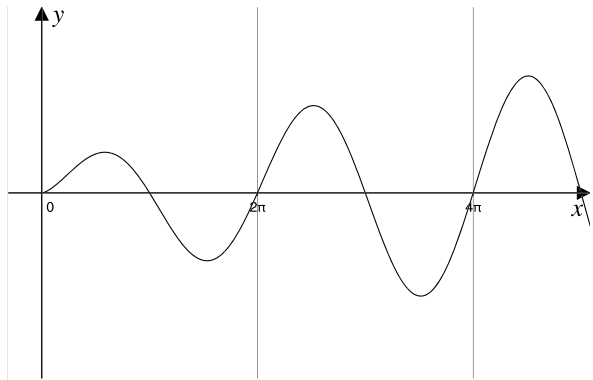


Fig. 7.3 Graph of $y = \sqrt{x} \sin x$



Example 1

Evaluate $\int \sin^2 x \, dx$.

The identity $\sin^2 x = \frac{1}{2}(1 - \cos 2x)$ converts the square function of x into a double-angle representation:

$$\begin{aligned} \int \sin^2 x \, dx &= \frac{1}{2} \int (1 - \cos 2x) \, dx \\ &= \frac{1}{2} \int dx - \frac{1}{2} \int \cos 2x \, dx \\ &= \frac{1}{2}x - \frac{1}{4} \sin 2x + C. \end{aligned}$$

Figure 7.4 shows the graphs of $y = \sin^2 x$ and $y = \frac{1}{2}x - \frac{1}{4} \sin 2x$.

Fig. 7.4 The graphs of $y = \sin^2 x$ (*broken line*) and $y = \frac{1}{2}x - \frac{1}{4} \sin 2x$

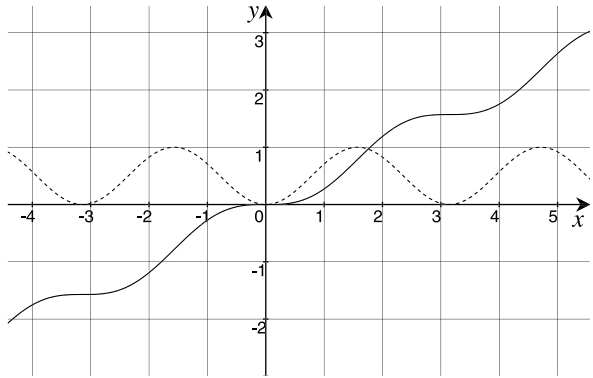
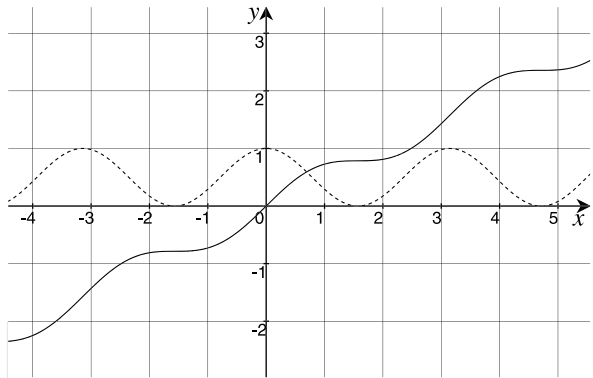


Fig. 7.5 The graphs of $y = \cos^2 x$ (*broken line*) and $y = \frac{1}{4} \sin 2x + \frac{1}{2}x$



Example 2

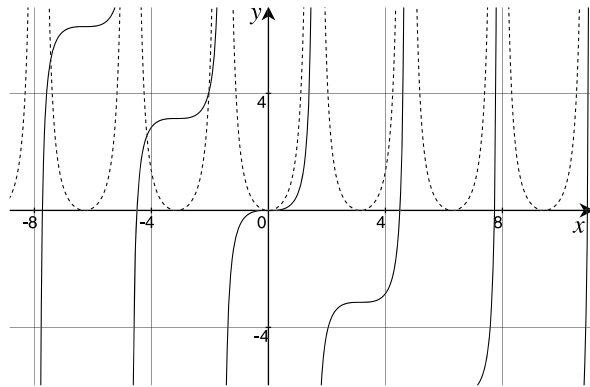
Evaluate $\int \cos^2 x \, dx$.

The identity $\cos^2 x = \frac{1}{2}(\cos 2x + 1)$ converts the square function of x into a double-angle representation:

$$\begin{aligned} \int \cos^2 x \, dx &= \frac{1}{2} \int (\cos 2x + 1) \, dx \\ &= \frac{1}{2} \int \cos 2x \, dx + \frac{1}{2} \int dx \\ &= \frac{1}{4} \sin 2x + \frac{1}{2}x + C. \end{aligned}$$

Figure 7.5 shows the graphs of $y = \cos^2 x$ and $y = \frac{1}{4} \sin 2x + \frac{1}{2}x$.

Fig. 7.6 The graphs of $y = \tan^2 x$ (broken line) and $y = \tan x - x$



Example 3

Evaluate $\int \tan^2 x \, dx$.

The identity $\sec^2 x = 1 + \tan^2 x$ permits us to write

$$\begin{aligned} \int \tan^2 x \, dx &= \int (\sec^2 x - 1) \, dx \\ &= \int \sec^2 x \, dx - \int dx \\ &= \tan x - x + C. \end{aligned}$$

Figure 7.6 shows the graphs of $y = \tan^2 x$ and $y = \tan x - x$.

Example 4

Evaluate $\int \sin 3x \cos x \, dx$.

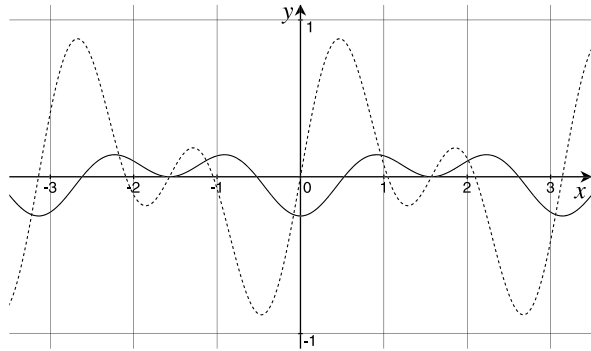
The identity

$$2 \sin a \cos b = \sin(a + b) + \sin(a - b)$$

converts the integrand's product into the sum and difference of two angles:

$$\begin{aligned} \sin 3x \cos x &= \frac{1}{2} (\sin 4x + \sin 2x) \\ \int \sin 3x \cos x \, dx &= \frac{1}{2} \int \sin 4x + \sin 2x \, dx \\ &= \frac{1}{2} \int \sin 4x \, dx + \frac{1}{2} \int \sin 2x \, dx \end{aligned}$$

Fig. 7.7 The graphs of $y = \sin 3x \cos x$ (broken line) and $y = -\frac{1}{8} \cos 4x - \frac{1}{4} \cos 2x$



$$= -\frac{1}{8} \cos 4x - \frac{1}{4} \cos 2x + C.$$

Figure 7.7 shows the graphs of $y = \sin 3x \cos x$ and $y = -\frac{1}{8} \cos 4x - \frac{1}{4} \cos 2x$.

7.4.4 Exponent Notation

Radicals are best replaced by their equivalent exponent notation.

Example 5

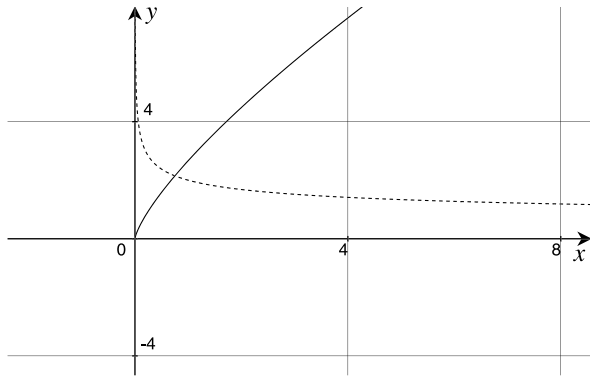
Evaluate $\int \frac{2}{\sqrt[4]{x}} dx$.

The 2 is moved outside the integral, and the integrand is converted into an exponent form:

$$\begin{aligned} 2 \int \frac{1}{\sqrt[4]{x}} dx &= 2 \int x^{-\frac{1}{4}} \\ &= 2 \left[\frac{x^{\frac{3}{4}}}{\frac{3}{4}} \right] + C \\ &= 2 \left[\frac{4}{3} x^{\frac{3}{4}} \right] + C \\ &= \frac{8}{3} x^{\frac{3}{4}} + C. \end{aligned}$$

Figure 7.8 shows the graphs of $y = 2/\sqrt[4]{x}$ and $y = 8x^{\frac{3}{4}}/3$.

Fig. 7.8 The graphs of $y = 2/\sqrt[4]{x}$ (broken line) and $y = 8x^{3/4}/3$



7.4.5 Completing the Square

Where possible, see if an integrand can be simplified by completing the square.

Example 6

Evaluate $\int \frac{1}{x^2 - 4x + 8} dx$.

We have already seen that

$$\int \frac{1}{1 + x^2} dx = \arctan x + C$$

and it's not too difficult to prove that

$$\int \frac{1}{a^2 + x^2} dx = \frac{1}{a} \arctan \frac{x}{a} + C.$$

Therefore, if we can manipulate an integrand into this form, then the integral will reduce to an arctan result. The following needs no manipulation:

$$\int \frac{1}{4 + x^2} dx = \frac{1}{2} \arctan \frac{x}{2} + C.$$

However, the original integrand has $x^2 - 4x + 8$ as the denominator, which is resolved by completing the square:

$$x^2 - 4x + 8 = 4 + (x - 2)^2.$$

Therefore,

$$\int \frac{1}{x^2 - 4x + 8} dx = \int \frac{1}{2^2 + (x - 2)^2} dx$$

Fig. 7.9 The graphs of $y = 1/(x^2 - 4x + 8)$ (broken line) and $y = (\arctan \frac{x-2}{2})/2$

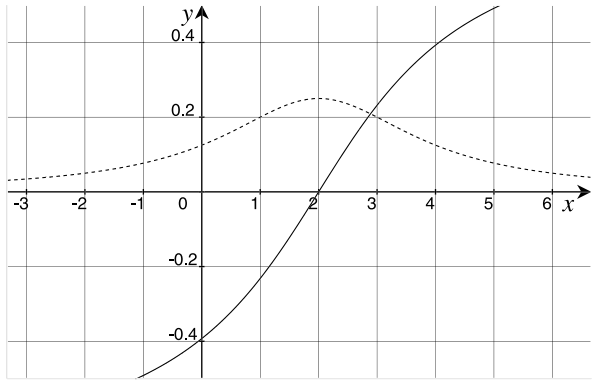
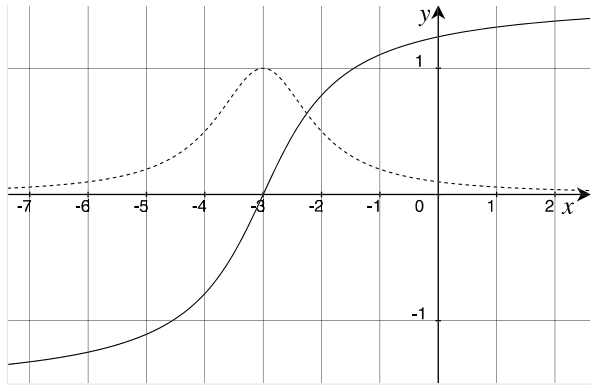


Fig. 7.10 The graphs of $y = 1/(x^2 + 6x + 10)$ (broken line) and $y = \arctan(x + 3)$



$$= \frac{1}{2} \arctan\left(\frac{x-2}{2}\right) + C.$$

Figure 7.9 shows the graphs of $y = 1/(x^2 - 4x + 8)$ and $y = (\arctan \frac{x-2}{2})/2$.

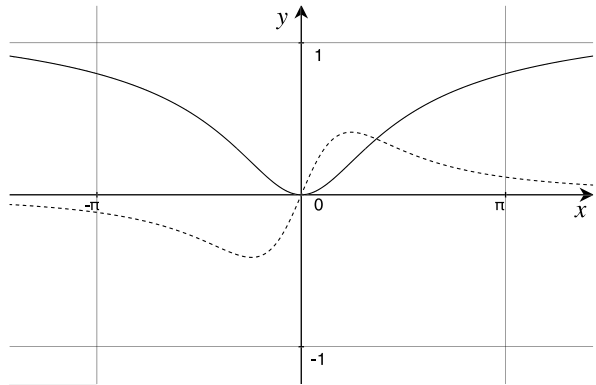
Example 7

Evaluate $\int \frac{1}{x^2 + 6x + 10} dx$.

$$\begin{aligned} \int \frac{1}{x^2 + 6x + 10} dx &= \int \frac{1}{1^2 + (x + 3)^2} dx \\ &= \arctan(x + 3) + C. \end{aligned}$$

Figure 7.10 shows the graphs of $y = 1/(x^2 + 6x + 10)$ and $y = \arctan(x + 3)$.

Fig. 7.11 The graphs of $y = \arctan x/(1+x^2)$ (broken line) and $y = \frac{1}{2}(\arctan x)^2$



7.4.6 The Integrand Contains a Derivative

Example 8

Evaluate $\int \frac{\arctan x}{1+x^2} dx$.

Knowing that

$$\frac{d}{dx} \arctan x = \frac{1}{1+x^2}$$

let $u = \arctan x$, then

$$\frac{du}{dx} = \frac{1}{1+x^2}$$

and

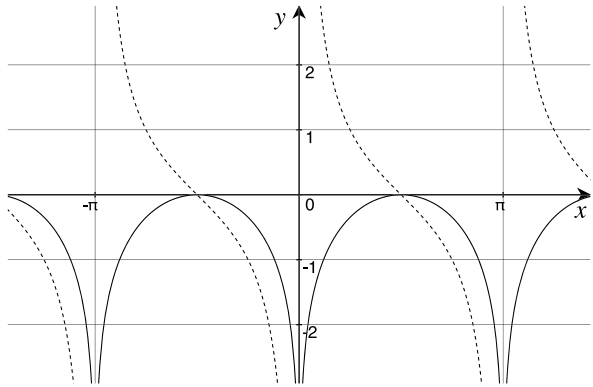
$$\begin{aligned} \int \frac{\arctan x}{1+x^2} dx &= \int u \, du \\ &= \frac{u^2}{2} + C \\ &= \frac{1}{2}(\arctan x)^2 + C. \end{aligned}$$

Figure 7.11 shows the graphs of $y = \arctan x/(1+x^2)$ and $y = \frac{1}{2}(\arctan x)^2$.

Example 9

Evaluate $\int \frac{\cos x}{\sin x} dx$.

Fig. 7.12 The graphs of $y = \cos x / \sin x$ (broken line) and $y = \ln |\sin x|$



Knowing that

$$\frac{d}{dx} \sin x = \cos x$$

let $u = \sin x$, then

$$\frac{du}{dx} = \cos x$$

and

$$\begin{aligned} \int \frac{\cos x}{\sin x} dx &= \int \frac{1}{u} du \\ &= \ln |u| + C \\ &= \ln |\sin x| + C. \end{aligned}$$

Figure 7.12 shows the graphs of $y = \cos x / \sin x$ and $y = \ln |\sin x|$.

Example 10

Evaluate $\int \frac{\sin x}{\cos x} dx$.

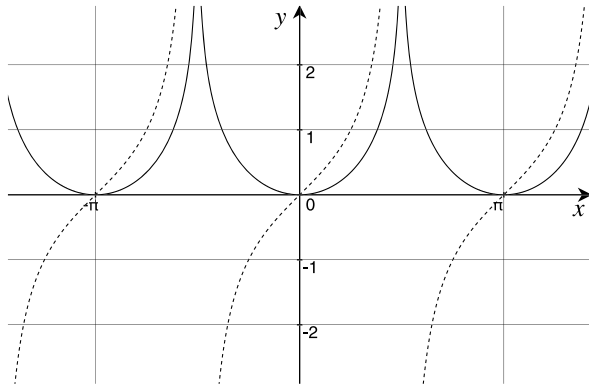
Knowing that

$$\frac{d}{dx} \cos x = -\sin x$$

let $u = \cos x$, then

$$\begin{aligned} \frac{du}{dx} &= -\sin x \\ du &= -\sin x dx \end{aligned}$$

Fig. 7.13 The graphs of $y = \sin x / \cos x$ (*broken line*) and $y = \ln |\sec x|$



and

$$\begin{aligned} \int \frac{\sin x}{\cos x} dx &= \int \frac{1}{u}(-1) du \\ &= -\ln |u| + C \\ &= -\ln |\cos x| + C \\ &= \ln |\cos x|^{-1} + C \\ &= \ln |\sec x| + C. \end{aligned}$$

Figure 7.13 shows the graphs of $y = \sin x / \cos x$ and $y = \ln |\sec x|$.

7.4.7 Converting the Integrand into a Series of Fractions

Integration is often made easier by converting an integrand into a series of fractions.

Example 11

$$\begin{aligned} \text{Evaluate } \int \frac{4x^3 + x^2 - 8 + 12x \cos x}{4x} dx \\ \int \frac{4x^3 + x^2 - 8 + 12x \cos x}{4x} dx &= \int x^2 dx + \int \frac{x}{4} dx - \int \frac{2}{x} dx + \int 3 \cos x dx \\ &= \frac{x^3}{3} + \frac{x^2}{8} - 2 \ln |x| + 3 \sin x + C. \end{aligned}$$

Figure 7.14 shows the graphs of $y = (4x^3 + x^2 - 8 + 12x \cos x)/4x$ and $y = x^3/3 + x^2/8 - 2 \ln |x| + 3 \sin x$.

Fig. 7.14 The graphs of $y = (4x^3 + x^2 - 8 + 12x \cos x)/4x$ (broken line) and $y = x^3/3 + x^2/8 - 2 \ln|x| + 3 \sin x$

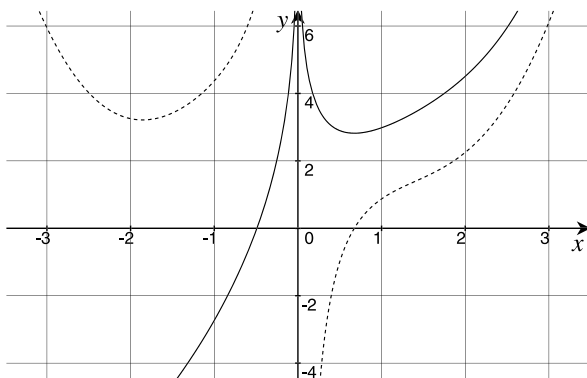
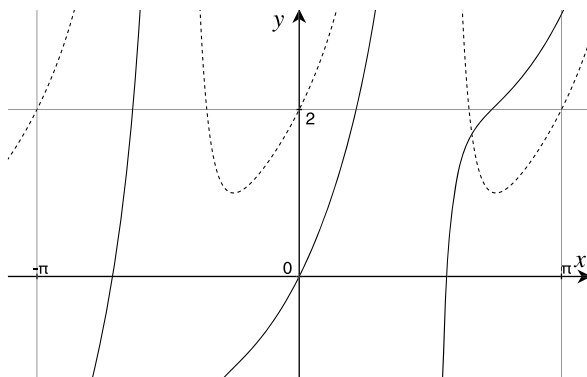


Fig. 7.15 The graphs of $y = (2 \sin x + \cos x + \sec x)/\cos x$ (broken line) and $y = 2 \ln|\sec x| + x + \tan x$



Example 12

$$\begin{aligned} \text{Evaluate } & \int \frac{2 \sin x + \cos x + \sec x}{\cos x} dx \\ & \int \frac{2 \sin x + \cos x + \sec x}{\cos x} dx = 2 \int \tan x dx + \int 1 dx + \int \sec^2 x dx \\ & = 2 \ln|\sec x| + x + \tan x + C. \end{aligned}$$

Figure 7.15 shows the graphs of $y = (2 \sin x + \cos x + \sec x)/\cos x$ and $y = 2 \ln|\sec x| + x + \tan x$.

7.4.8 Integration by Parts

Integration by parts is based upon the rule for differentiating function products where

$$\frac{d}{dx}uv = u \frac{dv}{dx} + v \frac{du}{dx}$$

and integrating throughout, we have

$$uv = \int uv' dx + \int vu' dx$$

which rearranged, gives

$$\int uv' dx = uv - \int vu' dx.$$

Thus, if an integrand contains a product of two functions, we can attempt to integrate it by parts.

Example 13

Evaluate $\int x \sin x dx$.

In this case, we try the following:

$$u = x \quad \text{and} \quad v' = \sin x$$

therefore

$$u' = 1 \quad \text{and} \quad v = C_1 - \cos x.$$

Integrating by parts:

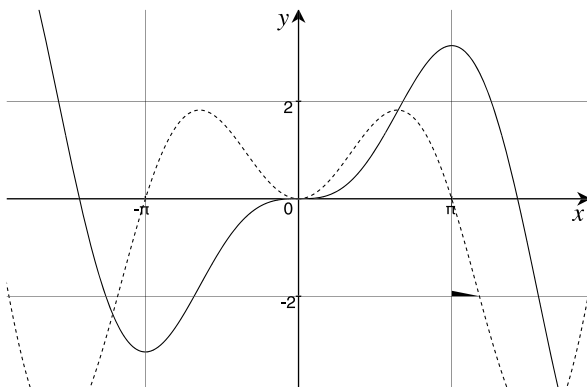
$$\begin{aligned} \int uv' dx &= uv - \int vu' dx \\ \int x \sin x dx &= x(C_1 - \cos x) - \int (C_1 - \cos x)(1) dx \\ &= C_1x - x \cos x - C_1x + \sin x + C \\ &= -x \cos x + \sin x + C. \end{aligned}$$

Figure 7.16 shows the graphs of $y = x \sin x$ and $y = -x \cos x + \sin x$.

Note the problems that arise if we make the wrong substitution:

$$u = \sin x \quad \text{and} \quad v' = x$$

Fig. 7.16 The graphs of $y = x \sin x$ (broken line) and $y = -x \cos x + \sin x$



therefore

$$u' = \cos x \quad \text{and} \quad v = \frac{x^2}{2} + C_1$$

Integrating by parts:

$$\begin{aligned} \int uv' dx &= uv - \int vu' dx \\ \int x \sin x dx &= \sin x \left(\frac{x^2}{2} + C_1 \right) - \int \left(\frac{x^2}{2} + C_1 \right) \cos x dx \end{aligned}$$

which requires to be integrated by parts, and is even more difficult, which suggests that we made the wrong substitution.

Example 14

Evaluate $\int x \cos x dx$.

In this case, we try the following:

$$u = x \quad \text{and} \quad v' = \cos x$$

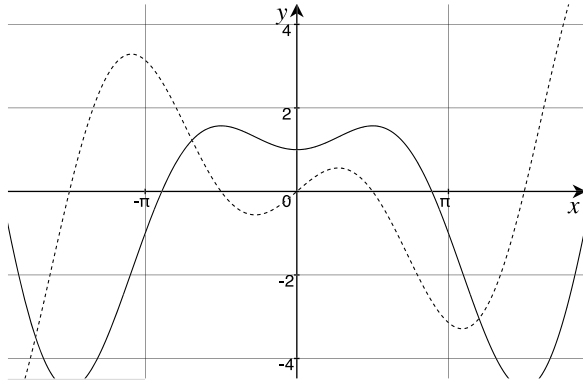
therefore

$$u' = 1 \quad \text{and} \quad v = \sin x + C_1.$$

Integrating by parts:

$$\begin{aligned} \int uv' dx &= uv - \int vu' dx \\ \int x \cos x dx &= x(\sin x + C_1) - \int (\sin x + C_1)(1) dx \end{aligned}$$

Fig. 7.17 The graphs of $y = x \cos x$ (broken line) and $y = x \sin x + \cos x$



$$= x \sin x + C_1 x + \cos x - C_1 x + C$$

$$= x \sin x + \cos x + C.$$

Figure 7.17 shows the graphs of $y = x \cos x$ and $y = x \sin x + \cos x$.

Example 15

Evaluate $\int x^2 \cos x \, dx$.

In this case, we try the following:

$$u = x^2 \quad \text{and} \quad v' = \cos x$$

therefore

$$u' = 2x \quad \text{and} \quad v = \sin x + C_1.$$

Integrating by parts:

$$\int uv' \, dx = uv - \int vu' \, dx$$

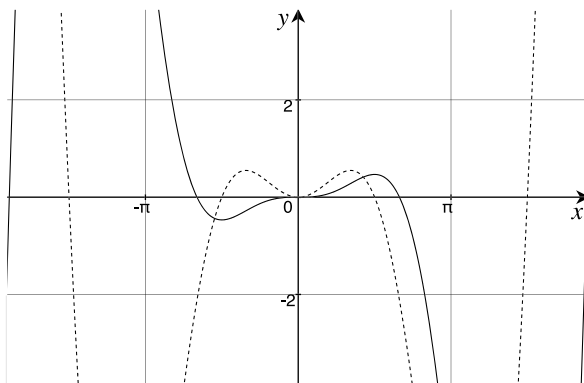
$$\int x^2 \cos x \, dx = x^2(\sin x + C_1) - 2 \int (\sin x + C_1)(x) \, dx$$

$$= x^2 \sin x + C_1 x^2 - 2C_1 \int x \, dx - 2 \int x \sin x \, dx$$

$$= x^2 \sin x + C_1 x^2 - 2C_1 \left(\frac{x^2}{2} + C_2 \right) - 2 \int x \sin x \, dx$$

$$= x^2 \sin x - C_3 - 2 \int x \sin x \, dx.$$

Fig. 7.18 The graphs of $y = x^2 \cos x$ (broken line) and $y = x^2 \sin x + 2x \cos x - 2 \sin x$



At this point we come across $\int x \sin x \, dx$, which we have already solved:

$$\begin{aligned} \int x^2 \cos x \, dx &= x^2 \sin x - C_3 - 2(-x \cos x + \sin x + C_4) \\ &= x^2 \sin x - C_3 + 2x \cos x - 2 \sin x - C_5 \\ &= x^2 \sin x + 2x \cos x - 2 \sin x + C. \end{aligned}$$

Figure 7.18 shows the graphs of $y = x^2 \cos x$ and $y = x^2 \sin x + 2x \cos x - 2 \sin x$.

Example 16

Evaluate $\int x^2 \sin x \, dx$.

In this case, we try the following:

$$u = x^2 \quad \text{and} \quad v' = \sin x$$

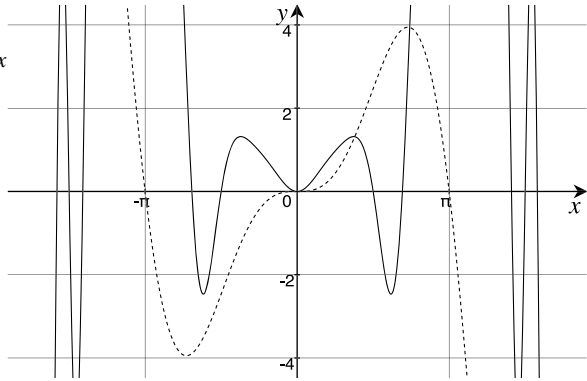
therefore

$$u' = 2x \quad \text{and} \quad v = -\cos x + C_1.$$

Integrating by parts:

$$\begin{aligned} \int uv' \, dx &= uv - \int vu' \, dx \\ \int x^2 \sin x \, dx &= x^2(-\cos x + C_1) - 2 \int (-\cos x + C_1)(x) \, dx \\ &= -x^2 \cos x + C_1 x^2 - 2C_1 \int x \, dx + 2 \int x \cos x \, dx \end{aligned}$$

Fig. 7.19 The graphs of $y = x^2 \sin x$ (broken line) and $y = -x^2 \cos x + 2x \sin x + 2 \cos x$



$$\begin{aligned}
 &= -x^2 \cos x + C_1 x^2 - 2C_1 \left(\frac{x^2}{2} + C_2 \right) + 2 \int x \cos x \, dx \\
 &= -x^2 \cos x - C_3 + 2 \int x \cos x \, dx.
 \end{aligned}$$

At this point we come across $\int x \cos x \, dx$, which we have already solved:

$$\begin{aligned}
 \int x^2 \sin x \, dx &= -x^2 \cos x - C_3 + 2(x \sin x + \cos x + C_4) \\
 &= -x^2 \cos x - C_3 + 2x \sin x + 2 \cos x + C_5 \\
 &= -x^2 \cos x + 2x \sin x + 2 \cos x + C.
 \end{aligned}$$

Figure 7.19 shows the graphs of $y = x^2 \sin x$ and $y = -x^2 \cos x + 2x \sin x + 2 \cos x$.

Example 17 In future, we omit the integration constant, as it is cancelled out during the integration calculation.

Evaluate $\int x \ln x \, dx$.

In this case, we try the following:

$$u = \ln x \quad \text{and} \quad v' = x$$

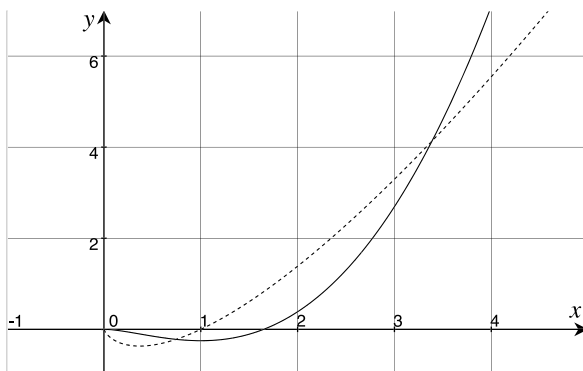
therefore

$$u' = \frac{1}{x} \quad \text{and} \quad v = \frac{1}{2}x^2.$$

Integrating by parts:

$$\int uv' \, dx = uv - \int vu' \, dx$$

Fig. 7.20 The graphs of $y = x \ln x$ (broken line) and $y = \frac{1}{2}x^2 \ln x - x^2/4$



$$\begin{aligned} \int x \ln x \, dx &= \frac{1}{2}x^2 \ln x - \int \left(\frac{1}{2}x^2\right) \frac{1}{x} \, dx \\ &= \frac{1}{2}x^2 \ln x - \frac{1}{2} \int x \, dx \\ &= \frac{1}{2}x^2 \ln x - \frac{x^2}{4} + C. \end{aligned}$$

Figure 7.20 shows the graphs of $y = x \ln x$ and $y = \frac{1}{2}x^2 \ln x - x^2/4$.

Example 18

Evaluate $\int \sqrt{1+x^2} \, dx$.

Although this integrand does not look as though it can be integrated by parts, if we rewrite it as

$$\int \sqrt{1+x^2}(1) \, dx.$$

then we can use the formula.

Let

$$u = \sqrt{1+x^2} \quad \text{and} \quad v' = 1$$

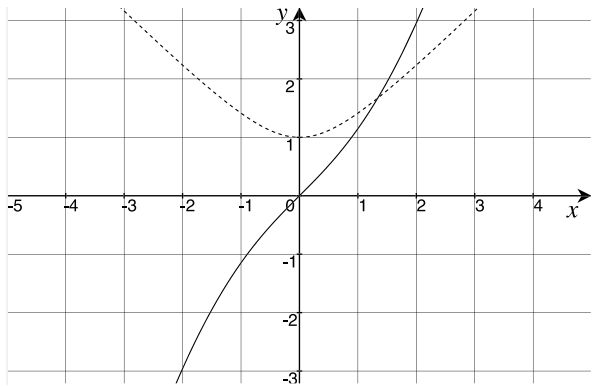
therefore

$$u' = \frac{x}{\sqrt{1+x^2}} \quad \text{and} \quad v = x.$$

Integrating by parts:

$$\begin{aligned} \int uv' \, dx &= uv - \int vu' \, dx \\ \int \sqrt{1+x^2} \, dx &= x\sqrt{1+x^2} - \int \frac{x^2}{\sqrt{1+x^2}} \, dx. \end{aligned}$$

Fig. 7.21 The graphs of $y = \sqrt{1+x^2}$ (broken line) and $y = \frac{1}{2}x\sqrt{1+x^2} + \frac{1}{2} \operatorname{arsinh} x$



Now we simplify the right-hand integrand:

$$\begin{aligned} \int \sqrt{1+x^2} dx &= x\sqrt{1+x^2} - \int \frac{(1+x^2) - 1}{\sqrt{1+x^2}} dx \\ &= x\sqrt{1+x^2} - \int \frac{1+x^2}{\sqrt{1+x^2}} dx + \int \frac{1}{\sqrt{1+x^2}} dx \\ &= x\sqrt{1+x^2} - \int \sqrt{1+x^2} dx + \operatorname{arsinh} x + C_1. \end{aligned}$$

Now we have the original integrand on the right-hand side, therefore

$$\begin{aligned} 2 \int \sqrt{1+x^2} dx &= x\sqrt{1+x^2} + \operatorname{arsinh} x + C_1 \\ \int \sqrt{1+x^2} dx &= \frac{1}{2}x\sqrt{1+x^2} + \frac{1}{2} \operatorname{arsinh} x + C. \end{aligned}$$

Figure 7.21 shows the graphs of $y = \sqrt{1+x^2}$ and $y = \frac{1}{2}x\sqrt{1+x^2} + \frac{1}{2} \operatorname{arsinh} x$.

7.4.9 Integration by Substitution

Integration by substitution is based upon the chain rule for differentiating a function of a function, which states that if y is a function of u , which in turn is a function of x , then

$$\frac{dy}{dx} = \frac{dy}{du} \frac{du}{dx}.$$

Example 19

Evaluate $\int x^2 \sqrt{x^3} dx$.

This is easily solved by rewriting the integrand:

$$\begin{aligned}\int x^2\sqrt{x^3} dx &= \int x^{\frac{7}{2}} dx \\ &= \frac{2}{9}x^{\frac{9}{2}} + C.\end{aligned}$$

However, introducing a constant term within the square-root requires integration by substitution. For example,

$$\text{Evaluate } \int x^2\sqrt{x^3+1} dx.$$

First, we let $u = x^3 + 1$, then

$$\frac{du}{dx} = 3x^2 \quad \text{or} \quad dx = \frac{du}{3x^2}.$$

Substituting u and dx in the integrand gives

$$\begin{aligned}\int x^2\sqrt{x^3+1} dx &= \int x^2\sqrt{u}\frac{du}{3x^2} \\ &= \frac{1}{3} \int \sqrt{u} du \\ &= \frac{1}{3} \int u^{\frac{1}{2}} du \\ &= \frac{1}{3} \cdot \frac{2}{3} u^{\frac{3}{2}} + C \\ &= \frac{2}{9}(x^3+1)^{\frac{3}{2}} + C.\end{aligned}$$

Figure 7.22 shows the graphs of $y = x^2\sqrt{x^3+1}$ and $y = \frac{2}{9}(x^3+1)^{\frac{3}{2}}$.

Example 20

$$\text{Evaluate } \int 2 \sin x \cos x dx.$$

Integrating by substitution we let $u = \sin x$, then

$$\frac{du}{dx} = \cos x \quad \text{or} \quad dx = \frac{du}{\cos x}.$$

Substituting u and dx in the integrand gives

$$\int 2 \sin x \cos x dx = 2 \int u \cos x \frac{du}{\cos x}$$

Fig. 7.22 The graphs of $y = x^2\sqrt{x^3 + 1}$ (broken line) and $y = \frac{2}{9}(x^3 + 1)^{\frac{3}{2}}$

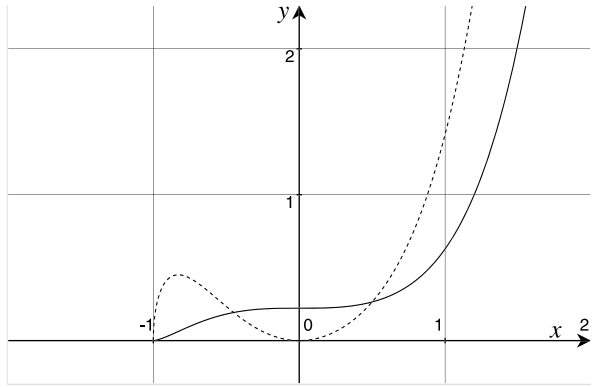
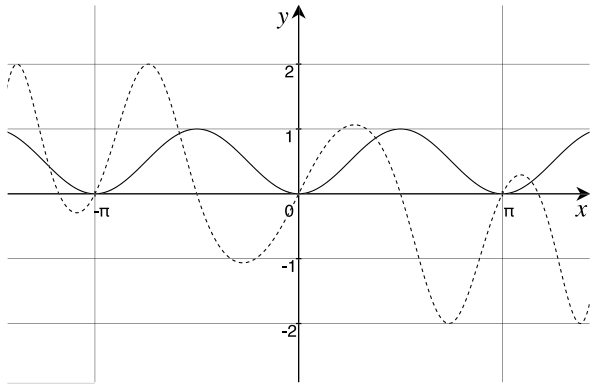


Fig. 7.23 The graphs of $y = 2 \sin x \cos x$ (broken line) and $y = \sin^2 x$



$$\begin{aligned}
 &= 2 \int u \, du \\
 &= u^2 + C_1 \\
 &= \sin^2 x + C.
 \end{aligned}$$

Figure 7.23 shows the graphs of $y = 2 \sin x \cos x$ and $y = \sin^2 x$.

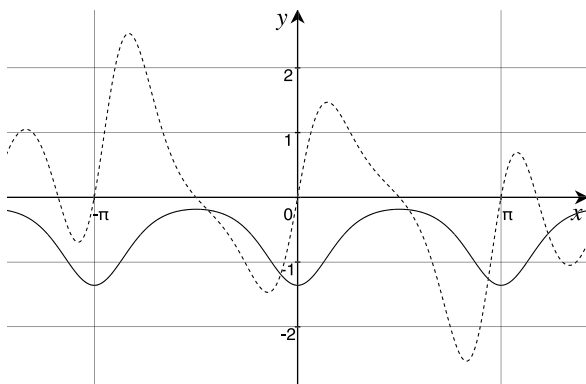
Example 21

Evaluate $\int 2e^{\cos 2x} \sin x \cos x \, dx$.

Integrating by substitution, let $u = \cos 2x$, then

$$\frac{du}{dx} = -2 \sin 2x \quad \text{or} \quad dx = -\frac{du}{2 \sin 2x}.$$

Fig. 7.24 The graphs of $y = 2e^{\cos 2x} \sin x \cos x$ (broken line) and $y = -\frac{1}{2}e^{\cos 2x}$



Substituting a double-angle identity, u and du :

$$\begin{aligned} \int 2e^{\cos 2x} \sin x \cos x \, dx &= - \int e^u \sin 2x \frac{du}{2 \sin 2x} \\ &= -\frac{1}{2} \int e^u \, du \\ &= -\frac{1}{2} e^u + C \\ &= -\frac{1}{2} e^{\cos 2x} + C. \end{aligned}$$

Figure 7.24 shows the graphs of $y = 2e^{\cos 2x} \sin x \cos x$ and $y = -\frac{1}{2}e^{\cos 2x}$.

Example 22

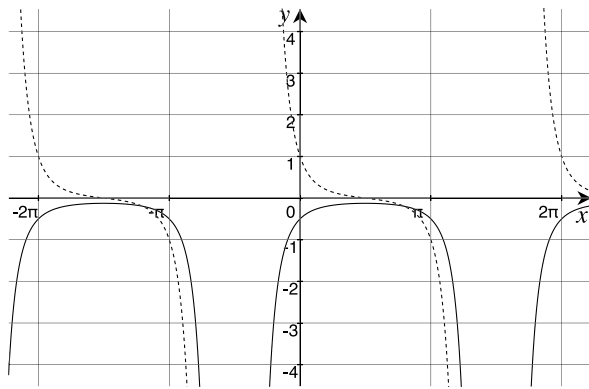
Evaluate $\int \frac{\cos x}{(1 + \sin x)^3} \, dx$.

Integrating by substitution, let $u = 1 + \sin x$, then

$$\frac{du}{dx} = \cos x \quad \text{or} \quad dx = \frac{du}{\cos x}.$$

$$\begin{aligned} \int \frac{\cos x}{(1 + \sin x)^3} \, dx &= \int \frac{\cos x}{u^3} \frac{du}{\cos x} \\ &= \int u^{-3} \, du \\ &= -\frac{1}{2} u^{-2} + C \\ &= -\frac{1}{2} (1 + \sin x)^{-2} + C \end{aligned}$$

Fig. 7.25 The graphs of $y = \frac{\cos x}{(1+\sin x)^3}$ (broken line) and $y = -\frac{1}{2(1+\sin x)^2}$



$$= -\frac{1}{2(1+\sin x)^2} + C.$$

Figure 7.25 shows the graphs of $y = \frac{\cos x}{(1+\sin x)^3}$ and $y = -\frac{1}{2(1+\sin x)^2}$.

Example 23

Evaluate $\int \sin 2x \, dx$.

Integrating by substitution, let $u = 2x$, then

$$\frac{du}{dx} = 2 \quad \text{or} \quad dx = \frac{du}{2}$$

$$\begin{aligned} \int \sin 2x \, dx &= \frac{1}{2} \int \sin u \, du \\ &= -\frac{1}{2} \cos u + C \\ &= -\frac{1}{2} \cos 2x + C \end{aligned}$$

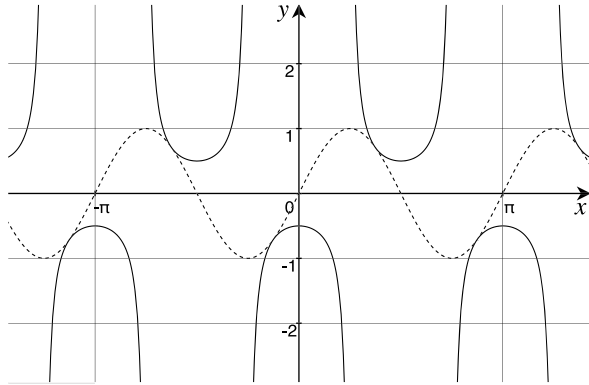
Figure 7.26 shows the graphs of $y = \sin 2x$ and $y = -\frac{1}{2} \cos 2x$.

7.4.10 Partial Fractions

Integration by *partial fractions* is used when an integrand's denominator contains a product that can be split into two fractions. For example, it should be possible to convert

$$\int \frac{3x+4}{(x+1)(x+2)} \, dx$$

Fig. 7.26 The graphs of $y = \sin 2x$ (broken line) and $y = -\frac{1}{2} \cos 2x$



into

$$\int \frac{A}{x+1} dx + \int \frac{B}{x+2} dx$$

which individually, are easy to integrate. Let's compute A and B :

$$\begin{aligned} \frac{3x+4}{(x+1)(x+2)} &= \frac{A}{x+1} + \frac{B}{x+2} \\ 3x+4 &= A(x+2) + B(x+1) \\ &= Ax + 2A + Bx + B. \end{aligned}$$

Equating constants and terms in x :

$$4 = 2A + B \tag{7.1}$$

$$3 = A + B. \tag{7.2}$$

Subtracting (7.2) from (7.1), gives $A = 1$ and $B = 2$. Therefore,

$$\begin{aligned} \int \frac{3x+4}{(x+1)(x+2)} dx &= \int \frac{1}{x+1} dx + \int \frac{2}{x+2} dx \\ &= \ln(x+1) + 2\ln(x+2) + C. \end{aligned}$$

Figure 7.27 shows the graphs of $y = \frac{3x+4}{(x+1)(x+2)}$ and $y = \ln(x+1) + 2\ln(x+2)$.

Example 24

Evaluate $\int \frac{5x-7}{(x-1)(x-2)} dx$.

Integrating by partial fractions:

$$\frac{5x-7}{(x-1)(x-2)} = \frac{A}{x-1} + \frac{B}{x-2}$$

Fig. 7.27 The graphs of $y = \frac{3x+4}{(x+1)(x+2)}$ (broken line) and $y = \ln(x+1) + 2\ln(x+2)$

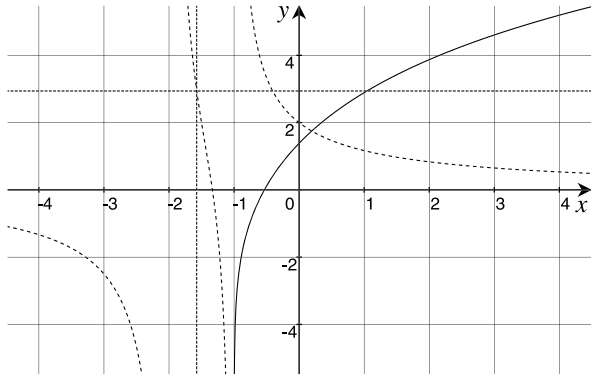
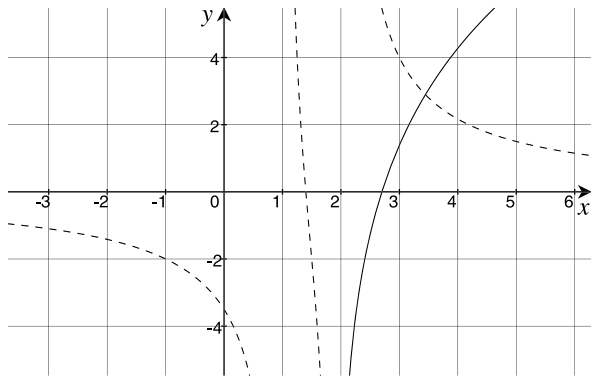


Fig. 7.28 The graphs of $y = \frac{5x-7}{(x-1)(x-2)}$ (broken line) and $y = 2\ln(x-1) + 3\ln(x-2)$



$$5x - 7 = A(x - 2) + B(x - 1)$$

$$= Ax + Bx - 2A - B.$$

Equating constants and terms in x :

$$-7 = -2A - B \tag{7.3}$$

$$5 = A + B. \tag{7.4}$$

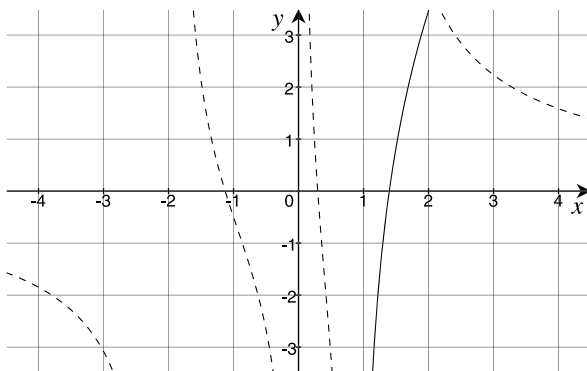
Subtracting (7.3) from (7.4), gives $A = 2$ and $B = 3$. Therefore,

$$\int \frac{3x + 4}{(x - 1)(x - 2)} dx = \int \frac{2}{x - 1} dx + \int \frac{3}{x - 2} dx$$

$$= 2\ln(x - 1) + 3\ln(x - 2) + C.$$

Figure 7.28 shows the graphs of $y = \frac{5x-7}{(x-1)(x-2)}$ and $y = 2\ln(x-1) + 3\ln(x-2)$.

Fig. 7.29 The graphs of
 $y = \frac{6x^2+5x-2}{x^3+x^2-2x}$ (broken line)
 and $y = \ln x + 2 \ln(x+2) + 3 \ln(x-1)$



Example 25

Evaluate $\int \frac{6x^2 + 5x - 2}{x^3 + x^2 - 2x} dx$.

Integrating by partial fractions:

$$\frac{6x^2 + 5x - 2}{x^3 + x^2 - 2x} = \frac{A}{x} + \frac{B}{x+2} + \frac{C}{x-1}$$

$$\begin{aligned} 6x^2 + 5x - 2 &= A(x+2)(x-1) + Bx(x-1) + Cx(x+2) \\ &= Ax^2 + Ax - 2A + Bx^2 - Bx + Cx^2 + 2Cx. \end{aligned}$$

Equating constants, terms in x and x^2 :

$$-2 = -2A \tag{7.5}$$

$$5 = A - B + 2C \tag{7.6}$$

$$6 = A + B + C. \tag{7.7}$$

Manipulating (7.5), (7.6) and (7.7): $A = 1$, $B = 2$ and $C = 3$, therefore,

$$\begin{aligned} \int \frac{6x^2 + 5x - 2}{x^3 + x^2 - 2x} dx &= \int \frac{1}{x} dx + \int \frac{2}{x+2} dx + \int \frac{3}{x-1} dx \\ &= \ln x + 2 \ln(x+2) + 3 \ln(x-1) + C. \end{aligned}$$

Figure 7.29 shows the graphs of $y = \frac{6x^2+5x-2}{x^3+x^2-2x}$ and $y = \ln x + 2 \ln(x+2) + 3 \ln(x-1)$.

7.5 Summary

This chapter introduced a collection of strategies that should be considered when integrating a function. It is far from complete, and one must expect that some integrands will prove extremely difficult to solve, and software has to be used to reveal a numerical solution.

Chapter 8

Area Under a Graph

8.1 Introduction

The ability to calculate the area under a graph is one of the most important discoveries of integral calculus. Prior to calculus, area was computed by dividing a zone into very small strips and summing the individual areas. The accuracy of the result is improved simply by making the strips smaller and smaller, taking the result towards some limiting value. In this chapter I show how integral calculus provides a way to compute the area between a function's graph and the x - and y -axis.

8.2 Calculating Areas

Before considering the relationship between area and integration, let's see how area is calculated using functions and simple geometry.

Figure 8.1 shows the graph of $y = 1$, where the area A of the shaded zone is

$$A = x, \quad x > 0.$$

For example, when $x = 4$, $A = 4$, and when $x = 10$, $A = 10$. An interesting observation is that the original function is the derivative of A :

$$\frac{dA}{dx} = 1 = y.$$

Figure 8.2 shows the graph of $y = 2x$. The area A of the shaded triangle is

$$\begin{aligned} A &= \frac{1}{2} \text{base} \times \text{height} \\ &= \frac{1}{2}x \times 2x \\ &= x^2. \end{aligned}$$

Fig. 8.1 Area of the *shaded zone* is $A = x$

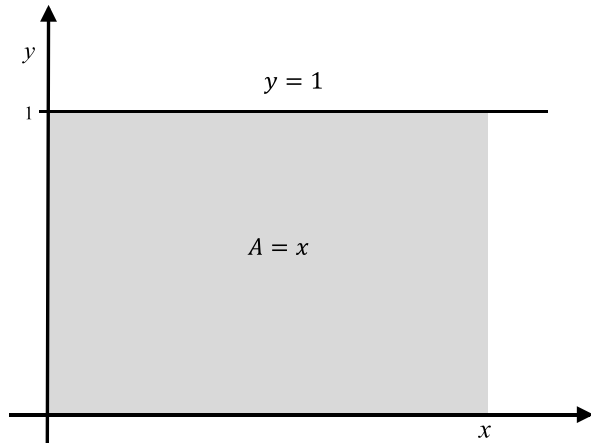
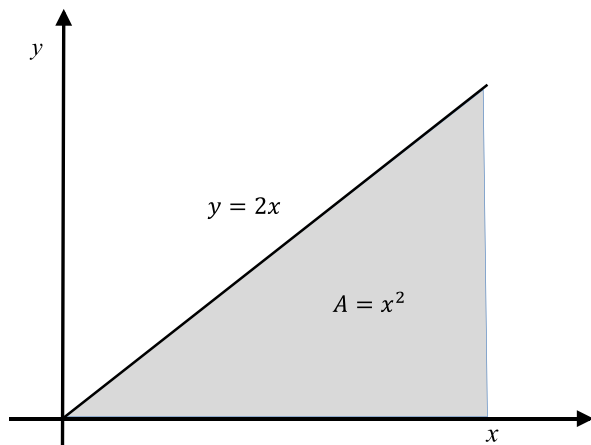


Fig. 8.2 Area of the *shaded zone* is $A = x^2$



Thus, when $x = 4$, $A = 16$. Once again, the original function is the derivative of A :

$$\frac{dA}{dx} = 2x = y$$

which is no coincidence.

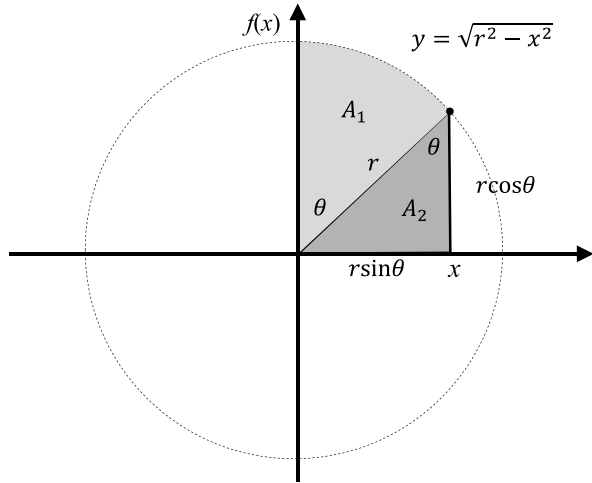
Finally, Fig. 8.3 shows a circle where $x^2 + y^2 = r^2$, and the curve of the first quadrant is described by the function

$$y = \sqrt{r^2 - x^2}, \quad 0 \leq x \leq r.$$

The total area of the shaded zones is the sum of the two parts A_1 and A_2 . To simplify the calculations the function is defined in terms of the angle θ , such that

$$x = r \sin \theta$$

Fig. 8.3 Graph of $y = \sqrt{r^2 - x^2}$



and

$$y = r \cos \theta.$$

Therefore,

$$A_1 = \frac{r^2 \theta}{2}$$

$$A_2 = \frac{1}{2} (r \cos \theta)(r \sin \theta) = \frac{r^2}{4} \sin 2\theta$$

$$A = A_1 + A_2$$

$$= \frac{r^2}{2} \left(\theta + \frac{\sin 2\theta}{2} \right).$$

Differentiating A with respect to θ :

$$\frac{dA}{d\theta} = \frac{r^2}{2} (1 + \cos 2\theta) = r^2 \cos^2 \theta.$$

But we want the derivative dA/dx , which requires the chain rule

$$\frac{dA}{dx} = \frac{dA}{d\theta} \frac{d\theta}{dx}$$

where

$$\frac{dx}{d\theta} = r \cos \theta$$

or

$$\frac{d\theta}{dx} = \frac{1}{r \cos \theta}$$

therefore

$$\frac{dA}{dx} = \frac{r^2 \cos^2 \theta}{r \cos \theta} = r \cos \theta = y$$

which is the equation for the quadrant. When $\theta = \pi/2$, A equals the area of a quadrant of a unit-radius circle:

$$\begin{aligned} A &= \frac{r^2}{2} \left(\theta + \frac{\sin 2\theta}{2} \right) \\ &= \frac{1}{2} \left(\frac{\pi}{2} + \frac{\sin \pi}{2} \right) \\ &= \frac{1}{2} \left(\frac{\pi}{2} \right) \\ &= \frac{\pi}{4} \end{aligned}$$

and the area of a unit-radius circle is four quadrants: $A = \pi$.

Hopefully, these three examples provide strong evidence that the derivative of the function for the area under a graph, equals the graph's function:

$$\frac{dA}{dx} = f(x)$$

and

$$dA = f(x) dx$$

which implies that

$$A = \int f(x) dx.$$

Now let's prove this observation using Fig. 8.4, which shows a continuous function $y = f(x)$. Next, we define a function $A(x)$ to represent the area under the graph over the interval $[a, x]$. δA is the area increment between x and $x + \delta x$, and

$$\delta A \approx f(x) \cdot \delta x.$$

We can also reason that

$$\delta A = A(x + \delta x) - A(x) \approx f(x) \cdot \delta x$$

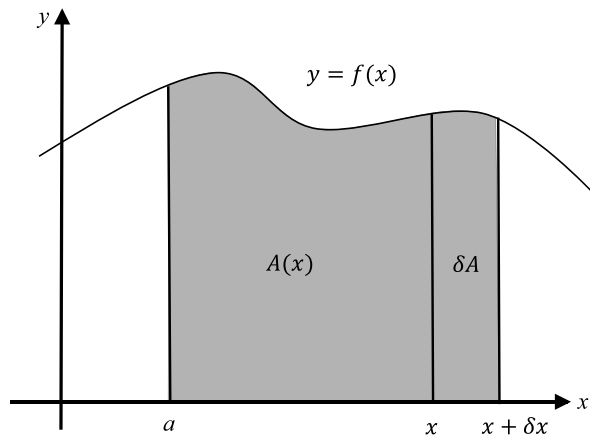
and the derivative dA/dx is the limiting condition

$$\frac{dA}{dx} = \lim_{\delta x \rightarrow 0} \frac{A(x + \delta x) - A(x)}{\delta x} = \lim_{\delta x \rightarrow 0} \frac{f(x) \cdot \delta x}{\delta x} = f(x)$$

thus,

$$\frac{dA}{dx} = f(x).$$

Fig. 8.4 Relationship between $y = f(x)$ and $A(x)$



This can be rearranged as

$$dA = f(x) dx$$

whose antiderivative is

$$A(x) = \int f(x) dx.$$

The function $A(x)$ computes the area over the interval $[a, b]$ and is represented by

$$A(x) = \int_a^b f(x) dx$$

which is called *the integral* or *definite integral*.

Let's assume that $A(b)$ is the area under the graph of $f(x)$ over the interval $[0, b]$, as shown in Fig. 8.5, and is written

$$A(b) = \int_0^b f(x) dx.$$

Similarly, let $A(a)$ be the area under the graph of $f(x)$ over the interval $[0, a]$, as shown in Fig. 8.6, and is written

$$A(a) = \int_0^a f(x) dx.$$

Figure 8.7 shows that the area of the shaded zone over the interval $[a, b]$ is calculated by

$$A = A(b) - A(a)$$

which is written

$$A = \int_0^b f(x) dx - \int_0^a f(x) dx$$

Fig. 8.5 $A(b)$ is the area under the graph $y = f(x)$, $0 \leq x \leq b$

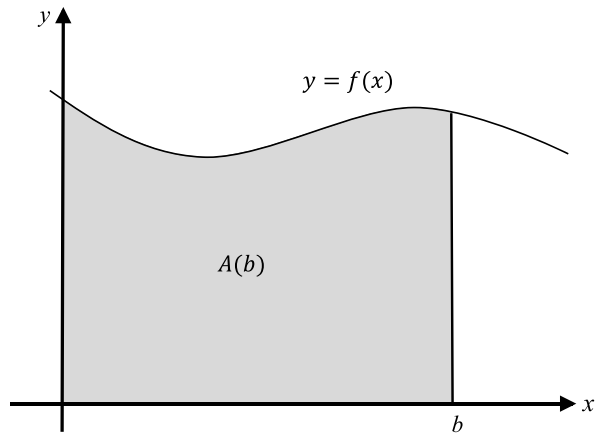
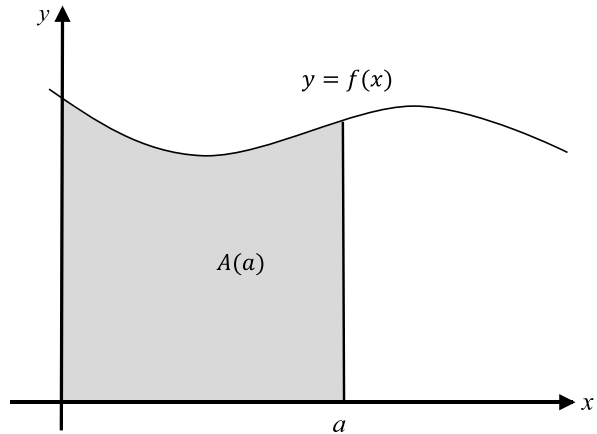


Fig. 8.6 $A(a)$ is the area under the graph $y = f(x)$, $0 \leq x \leq a$



and is contracted to

$$A = \int_a^b f(x) dx. \quad (8.1)$$

The *fundamental theorem of calculus* states that the definite integral

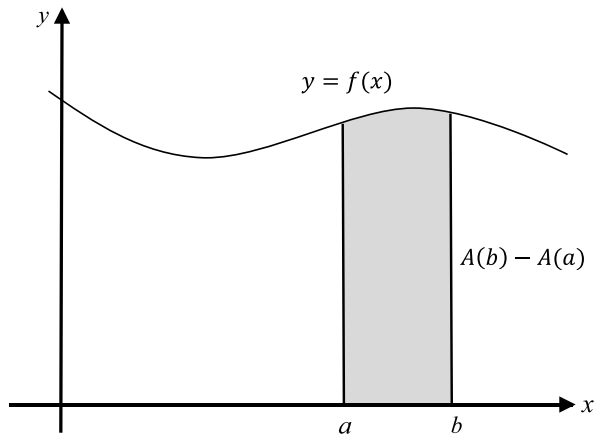
$$\int_a^b f(x) dx = F(b) - F(a)$$

where

$$F(a) = \int f(x) dx, \quad x = a$$

$$F(b) = \int f(x) dx, \quad x = b.$$

Fig. 8.7 $A(b) - A(a)$ is the area under the graph $y = f(x)$, $a \leq x \leq b$



In order to compute the area beneath a graph of $f(x)$ over the interval $[a, b]$, we first integrate the graph's function

$$F(x) = \int f(x) dx$$

and then calculate the area, which is the difference

$$A = F(b) - F(a).$$

Let's show how (8.1) is used in the context of the earlier three examples.

Example 1 Calculate the area over the interval $[1, 4]$ for $y = 1$, as shown in Fig. 8.8. We begin with

$$A = \int_1^4 1 dx.$$

Next, we integrate the function, and transfer the interval bounds employing the *substitution symbol* $|_1^4$, or square brackets $[\]_1^4$. Using $|_1^4$, we have

$$\begin{aligned} A &= |_1^4 x \\ &= 4 - 1 \\ &= 3 \end{aligned}$$

or using $[\]_1^4$, we have

$$\begin{aligned} A &= [x]_1^4 \\ &= 4 - 1 \\ &= 3. \end{aligned}$$

I will continue with square brackets.

Fig. 8.8 Area under the graph is $\int_1^4 1 dx$

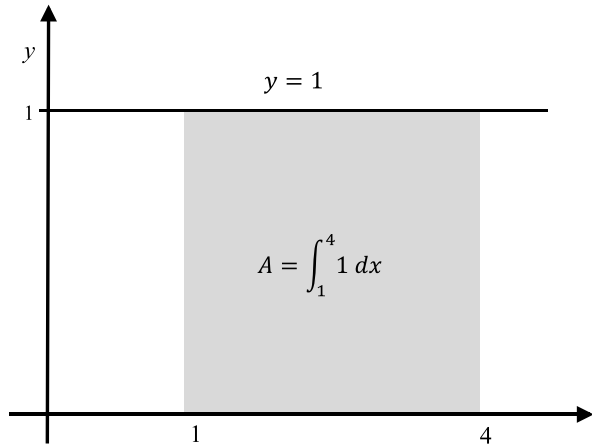
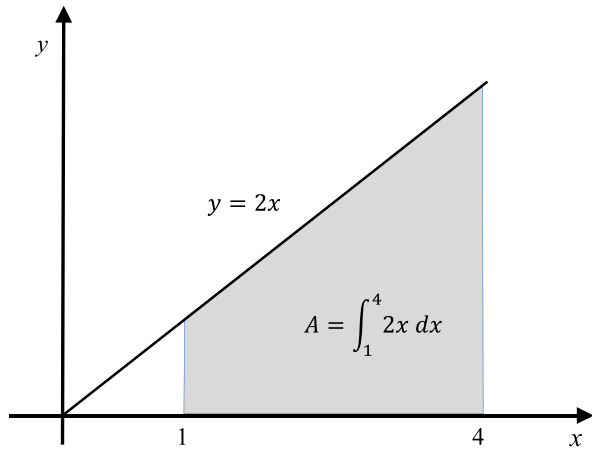


Fig. 8.9 Area under the graph is $\int_1^4 2x dx$



Example 2 Calculate the area over the interval $[1, 4]$ for $y = 2x$, as shown in Fig. 8.9. We begin with

$$A = \int_1^4 2x dx.$$

Next, we integrate the function and evaluate the area

$$\begin{aligned} A &= [x^2]_1^4 \\ &= 16 - 1 \\ &= 15. \end{aligned}$$

Example 3 Calculate the area over the interval $[0, r]$ for $y = \sqrt{r^2 - x^2}$, which is the equation for a circle, as shown in Fig. 8.3. We begin with

$$A = \int_0^r \sqrt{r^2 - x^2} dx. \quad (8.2)$$

Unfortunately, (8.2) contains a function of a function, which is resolved by substituting another independent variable. In this case, the geometry of the circle suggests

$$x = r \sin \theta$$

therefore,

$$\sqrt{r^2 - x^2} = r \cos \theta$$

and

$$\frac{dx}{d\theta} = r \cos \theta. \quad (8.3)$$

However, changing the independent variable requires changing the interval for the integral. In this case, changing $0 \leq x \leq r$ into $\theta_1 \leq \theta \leq \theta_2$:

When $x = 0$, $r \sin \theta_1 = 0$, therefore $\theta_1 = 0$.

When $x = r$, $r \sin \theta_2 = r$, therefore $\theta_2 = \pi/2$.

Thus, the new interval is $[0, \pi/2]$.

Finally, the dx in (8.2) has to be changed into $d\theta$, which using (8.3) makes

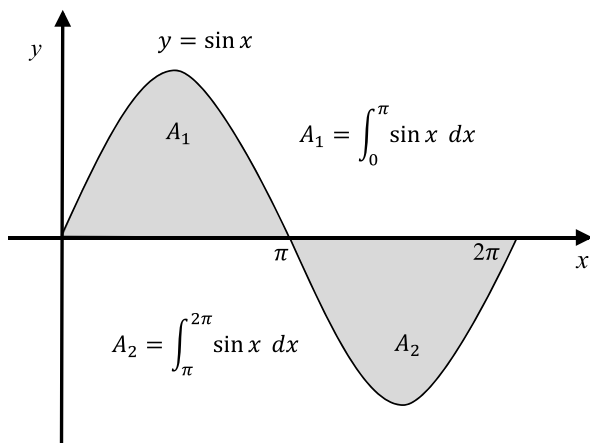
$$dx = r \cos \theta d\theta.$$

Now we are in a position to rewrite the original integral using θ as the independent variable:

$$\begin{aligned} A &= \int_0^{\pi/2} (r \cos \theta)(r \cos \theta) d\theta \\ &= r^2 \int_0^{\pi/2} \cos^2 \theta d\theta \\ &= \frac{r^2}{2} \int_0^{\pi/2} 1 + \cos 2\theta d\theta \\ &= \frac{r^2}{2} \left[\theta + \frac{1}{2} \sin 2\theta \right]_0^{\pi/2} \\ &= \frac{r^2}{2} \left[\frac{\pi}{2} \right] \\ &= \frac{\pi r^2}{4} \end{aligned}$$

which makes the area of a full circle πr^2 .

Fig. 8.10 The two areas associated with a sine wave



8.3 Positive and Negative Areas

Area in the real world is always regarded as a positive quantity—no matter how it is measured. In mathematics, however, area is often a signed quantity, and is determined by the clockwise or anticlockwise direction of vertices. As we generally use a left-handed Cartesian axial system in calculus, areas above the x -axis are positive, whilst areas below the x -axis are negative. This can be illustrated by computing the area of the positive and negative parts of a sine wave.

Figure 8.10 shows a sine wave over one cycle, where the area above the x -axis is labelled A_1 , and the area below the x -axis is labelled A_2 . These areas are computed as follows.

$$\begin{aligned}
 A_1 &= \int_0^{\pi} \sin x \, dx \\
 &= [-\cos x]_0^{\pi} \\
 &= [1 + 1] \\
 &= 2.
 \end{aligned}$$

However, A_2 gives a negative result:

$$\begin{aligned}
 A_2 &= \int_{\pi}^{2\pi} \sin x \, dx \\
 &= [-\cos x]_{\pi}^{2\pi} \\
 &= [-1 - 1] \\
 &= -2.
 \end{aligned}$$

Fig. 8.11 The accumulated area of a sine wave

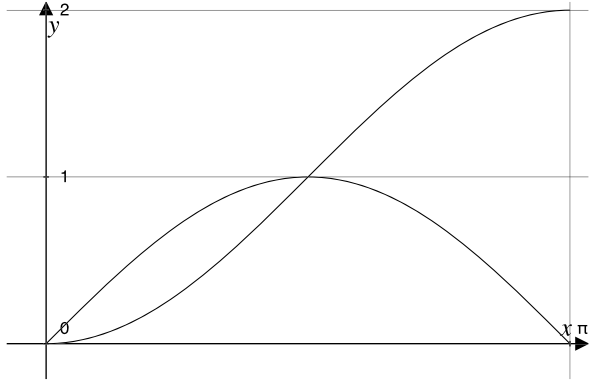
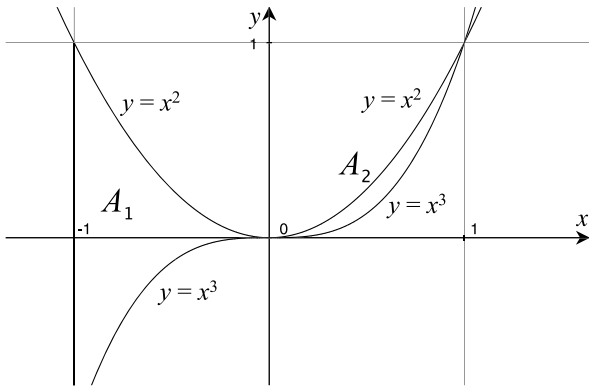


Fig. 8.12 Two areas between $y = x^2$ and $y = x^3$



This means that the area is zero over the bounds 0 to 2π ,

$$\begin{aligned}
 A_2 &= \int_0^{2\pi} \sin x \, dx \\
 &= [-\cos x]_0^{2\pi} \\
 &= [-1 + 1] \\
 &= 0.
 \end{aligned}$$

Consequently, one must be very careful using this technique for functions that are negative in the interval under investigation.

Figure 8.11 shows a sine wave over the interval $[0, \pi]$ and its accumulated area.

8.4 Area Between Two Functions

Figure 8.12 shows the graphs of $y = x^2$ and $y = x^3$, with two areas labelled A_1 and A_2 . A_1 is the area trapped between the two graphs over the interval $[-1, 0]$ and A_2

is the area trapped between the two graphs over the interval $[0, 1]$. These areas are calculated very easily: in the case of A_1 we sum the individual areas under the two graphs, remembering to reverse the sign for the area associated with $y = x^3$. For A_2 we subtract the individual areas under the two graphs.

$$\begin{aligned} A_1 &= \int_{-1}^0 x^2 dx - \int_{-1}^0 x^3 dx \\ &= \left[\frac{x^3}{3} \right]_{-1}^0 - \left[\frac{x^4}{4} \right]_{-1}^0 \\ &= \frac{1}{3} + \frac{1}{4} \\ &= \frac{7}{12} \end{aligned}$$

$$\begin{aligned} A_2 &= \int_0^1 x^2 dx - \int_0^1 x^3 dx \\ &= \left[\frac{x^3}{3} \right]_0^1 - \left[\frac{x^4}{4} \right]_0^1 \\ &= \frac{1}{3} - \frac{1}{4} \\ &= \frac{1}{12}. \end{aligned}$$

Note, that in both cases the calculation is the same, which implies that when we employ

$$A = \int_a^b [f(x) - g(x)] dx$$

A is always the area trapped between $f(x)$ and $g(x)$ over the interval $[a, b]$.

Let's take another example, by computing the area A between $y = \sin x$ and the line $y = 0.5$, as shown in Fig. 8.13. The horizontal line intersects the sine curve at $x = 30^\circ$ and $x = 150^\circ$, marked in radians as 0.5236 and 2.618 respectively.

$$\begin{aligned} A &= \int_{30^\circ}^{150^\circ} \sin x dx - \int_{\pi/6}^{5\pi/6} 0.5 dx \\ &= [-\cos x]_{30^\circ}^{150^\circ} - \frac{1}{2}[x]_{\pi/6}^{5\pi/6} \\ &= \left[\frac{\sqrt{3}}{2} + \frac{\sqrt{3}}{2} \right] - \frac{1}{2} \left[\frac{5\pi}{6} - \frac{\pi}{6} \right] \\ &= \sqrt{3} - \frac{\pi}{3} \\ &\approx 0.685. \end{aligned}$$

Fig. 8.13 The area between $y = \sin x$ and $y = 0.5$

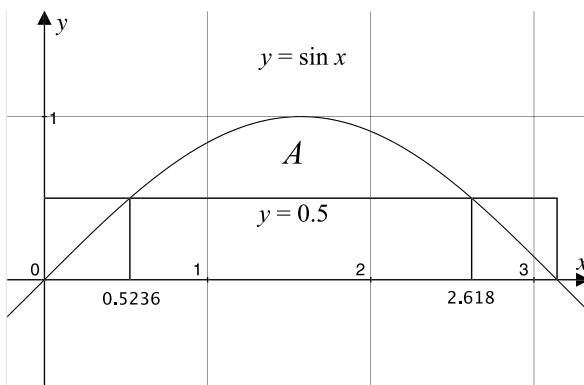
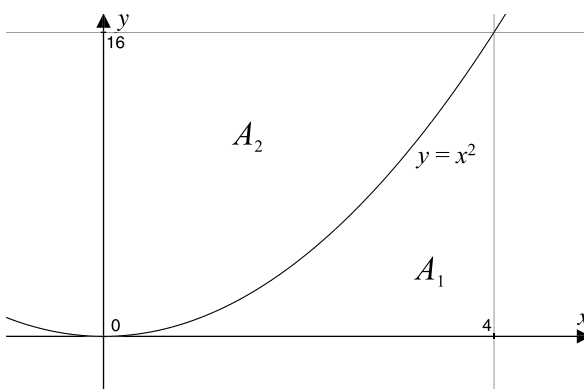


Fig. 8.14 The areas between the x -axis and the y -axis



8.5 Areas with the y-Axis

So far we have only calculated areas between a function and the x -axis. So let's compute the area between a function and the y -axis. Figure 8.14 shows the function $y = x^2$ over the interval $[0, 4]$, where A_1 is the area between the curve and the x -axis, and A_2 is the area between the curve and y -axis. The sum $A_1 + A_2$ must equal $4 \times 16 = 64$, which is a useful control. Let's compute A_1 .

$$\begin{aligned}
 A_1 &= \int_0^4 x^2 dx \\
 &= \left[\frac{x^3}{3} \right]_0^4 \\
 &= \frac{64}{3} \\
 &\approx 21.333
 \end{aligned}$$

which means that $A_2 \approx 42.666$. To compute A_2 we construct an integral relative to dy with a corresponding interval. If $y = x^2$ then $x = y^{\frac{1}{2}}$, and the interval is $[0, 16]$:

$$\begin{aligned} A_2 &= \int_0^{16} y^{\frac{1}{2}} dy \\ &= \left[\frac{2}{3} y^{\frac{3}{2}} \right]_0^{16} \\ &= \frac{2}{3} 64 \\ &\approx 42.666. \end{aligned}$$

8.6 Area with Parametric Functions

When working with functions of the form $y = f(x)$, the area under its curve and the x -axis over the interval $[a, b]$ is

$$A = \int_a^b f(x) dx.$$

However, if the curve has a parametric form where

$$x = f_x(t) \quad \text{and} \quad y = f_y(t)$$

then we can derive an equivalent integral as follows.

First, we need to establish equivalent limits $[\alpha, \beta]$ for t , such that

$$a = f_x(\alpha) \quad \text{and} \quad b = f_x(\beta).$$

Second, any point on the curve has corresponding Cartesian and parametric coordinates:

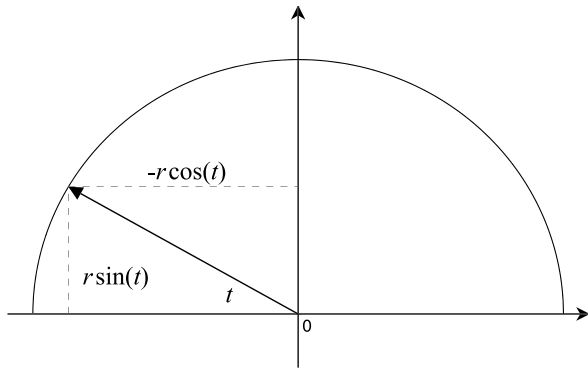
$$x \quad \text{and} \quad f_x(t)$$

$$y = f_y(t) \quad \text{and} \quad f_y(t).$$

Third,

$$\begin{aligned} x &= f_x(t) \\ dx &= f'_x(t) dt \\ A &= \int_a^b f(x) dx \\ &= \int_{\alpha}^{\beta} f_y(t) f'_x(t) dt \end{aligned}$$

Fig. 8.15 The parametric functions for a circle



therefore

$$A = \int_{\alpha}^{\beta} f_y(t) f'_x(t) dt. \quad (8.4)$$

Let's apply (8.4) using the parametric equations for a circle

$$x = -r \cos(t)$$

$$y = r \sin(t)$$

as shown in Fig. 8.15. Remember that the Cartesian interval is $[a, b]$ left to right, and the polar interval $[\alpha, \beta]$, must also be left to right, which is why $x = -r \cos t$. Therefore,

$$f'_x(t) = r \sin(t)$$

$$f_y(t) = r \sin(t)$$

$$\begin{aligned} A &= \int_{\alpha}^{\beta} f_y(t) f'_x(t) dt \\ &= \int_0^{\pi} r \sin(t) r \sin(t) dt \\ &= r^2 \int_0^{\pi} \sin^2(t) dt \\ &= \frac{r^2}{2} \int_0^{\pi} 1 - \cos(2t) dt \\ &= \frac{r^2}{2} \left[t + \frac{1}{2} \sin(2t) \right]_0^{\pi} \\ &= \frac{\pi r^2}{2} \end{aligned}$$

which makes the area of a full circle πr^2 .

8.7 Bernhard Riemann

The German mathematician Bernhard Riemann (1826–1866) (pronounced “Ree-man”) made major contributions to various areas of mathematics, including integral calculus, where his name is associated with a formal method for summing areas and volumes. Through the *Riemann Sum*, Riemann provides an elegant and consistent notation for describing single, double and triple integrals when calculating area and volume. I will show how the Riemann sum explains why the area under a curve is the function’s integral. But first, I need to explain some incidental notation used in the description.

8.7.1 Domains and Intervals

Consider any continuous, real-valued function $f(x)$ which returns a meaningful value for a wide range of x -values. For example, the function $f(x) = x^2$ works with any negative or positive x . This is called the *domain* of $f(x)$ and written using *interval* notation as $(-\infty, \infty)$, where the parentheses $()$ remind us not to include $-\infty$ and ∞ in the domain, as they have no definite value. When we wish to focus upon a specific domain such as $a \leq x \leq b$, then we write $[a, b]$, where the square brackets remind us to include a and b in the domain. The function $f(x) = \sqrt{x}$ returns a real value, so long as $x \geq 0$, which means that its domain is $[0, \infty)$.

Some functions, like $f(x) = 1/(x - 2)$ are sensitive to just one value—in this case when $x = 2$ —which creates a divide by zero. Therefore, there are two intervals: $(-\infty, 2)$ and $(2, \infty)$, which in set notation is written

$$(-\infty, 2) \cup (2, \infty).$$

8.7.2 The Riemann Sum

Figure 8.16 shows a function $f(x)$ divided into eight equal sub-intervals where

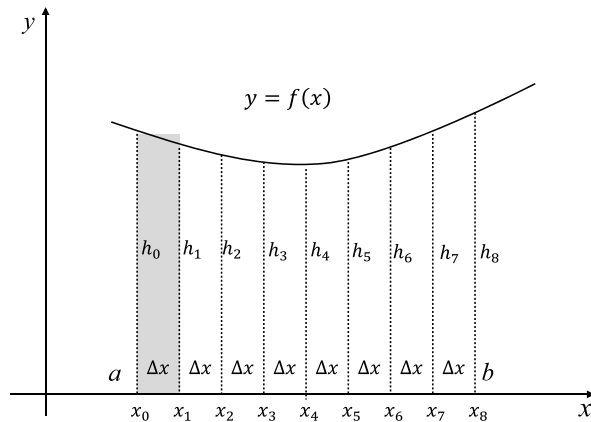
$$\Delta x = \frac{b - a}{8}$$

and

$$a = x_0 < x_1 < x_2 < \cdots < x_7 < x_8 = b.$$

In order to compute the area under the curve over the interval $[a, b]$, the interval is divided into some large number of sub-intervals. In this case, eight, which is not very large, but convenient to illustrate. Each sub-interval becomes a rectangle with a common width Δx and a different height. The area of the first rectangular sub-interval shown shaded, can be calculated in various ways. We can take the left-most

Fig. 8.16 The graph of function $f(x)$ over the interval $[a, b]$



height x_0 and form the product $x_0\Delta x$, or we can take the right-most height x_1 and form the product $x_1\Delta x$. On the other hand, we could take the mean of the two heights $(x_0 + x_1)/2$ and form the product $(x_0 + x_1)\Delta x/2$. A solution that shows no bias towards either left, right or centre, is to let x_i^* be anywhere in a specific sub-interval Δx_i , then the area of the rectangle associated with the sub-interval is $f(x_i^*)\Delta x_i$, and the sum of the rectangular areas is given by

$$A = \sum_{i=1}^8 f(x_i^*)\Delta x_i.$$

Dividing the interval into eight equal sub-intervals will not generate a very accurate result for the area under the graph. But increasing it to eight-thousand or eight-million, will take us towards some limiting value. Rather than specify some specific large number, it is common practice to employ n , and let n tend towards infinity, which is written

$$A = \sum_{i=1}^n f(x_i^*)\Delta x_i. \tag{8.5}$$

The right-hand side of (8.5) is called a Riemann sum, of which there are many. For the above description, I have assumed that the sub-intervals are equal, which is not a necessary requirement.

If the number of sub-intervals is n , then

$$\Delta x = \frac{b - a}{n}$$

and the definite integral is defined as

$$\int_a^b f(x) dx = \lim_{n \rightarrow \infty} \sum_{i=1}^n f(x_i^*)\Delta x_i.$$

In later chapters, double and triple integrals are used to compute areas and volumes, and require us to think carefully about their meaning and what they are doing. Dividing space into sub-intervals, sub-areas or sub-volumes, provides a consistent strategy for increasing our understanding of the subject.

8.8 Summary

In this chapter we have discovered the double role of integration. Integrating a function reveals another function, whose derivative is the function under investigation. Simultaneously, integrating a function computes the area between the function's graph and the x - or y -axis. Although the concept of area in every-day life is an unsigned quantity, within mathematics, and in particular calculus, area *is* a signed quality, and one must be careful when making such calculations.

Chapter 9

Arc Length

9.1 Introduction

In previous chapters we have seen how calculus reveals the slope and the area under a function's graph, and it should be no surprise that it can be used to compute the arc length of a continuous function. However, although the formula for the arc length results in a simple integrand, it is not always easy to integrate, and other numerical techniques have to be used. In order to compute a function's arc length using integration, we first need to understand the *mean-value theorem*.

9.2 Lagrange's Mean-Value Theorem

The French mathematician Joseph Louis Lagrange (1736–1813) is acknowledged as being the first person to state the mean-value theorem:

A function $f(x)$ that is continuous in the closed interval $[a, b]$ and differentiable in the open interval $]a, b[$ has in this interval at least one value c such that $f'(c)$ equals

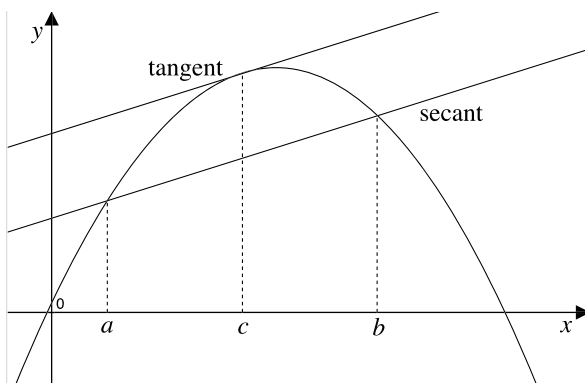
$$f'(c) = \frac{f(b) - f(a)}{b - a}.$$

Figure 9.1 illustrates the geometry behind this theorem, where we see the graph of a function $f(x)$, which has no discontinuities over the interval $[a, b]$. Although not shown, we assume that the function is differentiable outside the bounds of the interval. The slope of the line (secant) connecting the points $(a, f(a))$ and $(b, f(b))$ is

$$\frac{f(b) - f(a)}{b - a}$$

and the mean-value theorem states that this slope equals the tangent at another point c , where $a < c < b$. One can easily visualise this from Fig. 9.1 by tracking

Fig. 9.1 The secant's slope equals the tangent



the slope of $f(x)$ over the interval $[a, b]$. At $x = a$, the slope, given by $f'(a)$, has some positive value, whereas at $x = b$, the slope, given by $f'(b)$, has some negative value. Clearly, the secant's slope is less than $f'(a)$ and greater than $f'(b)$ and must equal $f'(c)$, somewhere between a and b . Lagrange provided a rigorous mathematical proof for any function within the constraints of the theorem. We call upon this theorem in the next section.

9.3 Arc Length

In every-day life we can measure the length of a curved surface by laying a flexible tape measure upon it and taking a reading. Given the graph of a mathematical function, we can measure its length by reducing it to a chain of straight lines and summing their individual lengths. Although this is rather crude, accuracy is improved by making the straight lines increasingly shorter. This is the approach we employ in the following analysis.

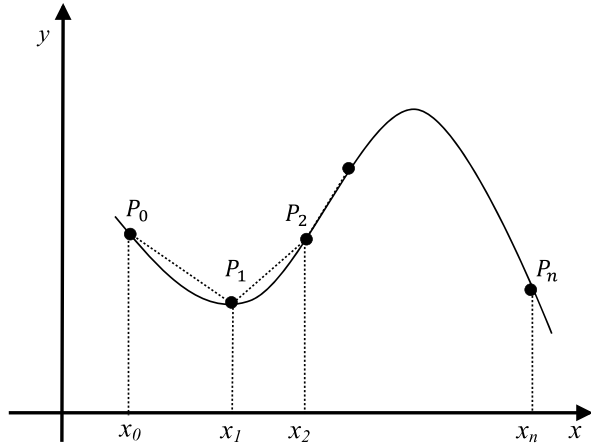
Figure 9.2 shows part of a curve divided into n intervals where any sample point P_i has coordinates (x_i, y_i) , where $0 < i < n$. Using the theorem of Pythagoras, the distance between two points P_i and P_{i+1} is given by

$$\begin{aligned}\Delta s &= \sqrt{(x_{i+1} - x_i)^2 + (y_{i+1} - y_i)^2} \\ &= \sqrt{(\Delta x_i)^2 + (\Delta y_i)^2}\end{aligned}$$

and the approximate length between P_0 and P_n is given by

$$s \approx \sum_{i=1}^n \sqrt{(\Delta x_i)^2 + (\Delta y_i)^2}.$$

Fig. 9.2 The chain of straight-line segments approximates to the curve's length



As n tends towards infinity, then

$$\begin{aligned}
 s &= \lim_{n \rightarrow \infty} \sum_{i=1}^n \sqrt{(\Delta x_i)^2 + (\Delta y_i)^2} \\
 &= \lim_{n \rightarrow \infty} \sum_{i=1}^n \sqrt{1 + \left(\frac{\Delta y_i}{\Delta x_i}\right)^2} \Delta x_i.
 \end{aligned}
 \tag{9.1}$$

Lagrange's mean-value theorem states that there must be a value x_j , such that $x_{i-1} < x_j < x_i$, where

$$\begin{aligned}
 f'(x_j) &= \frac{f(x_i) - f(x_{i-1})}{x_i - x_{i-1}} \\
 &= \frac{y_i - y_{i-1}}{x_i - x_{i-1}} \\
 &= \frac{\Delta y_i}{\Delta x_i}.
 \end{aligned}$$

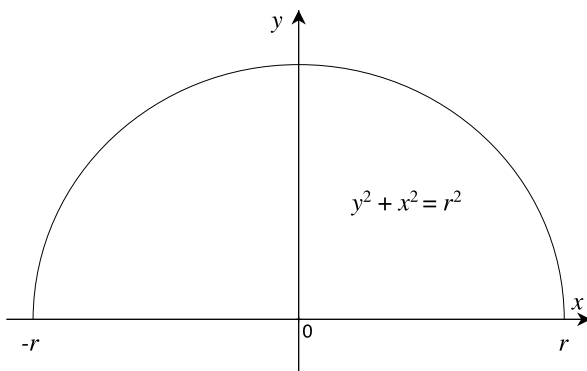
Therefore, (9.1) becomes

$$s = \lim_{n \rightarrow \infty} \sum_{i=1}^n \sqrt{1 + [f'(x_j)]^2} \Delta x_i$$

and over the x -interval $[a, b]$ equals

$$s = \int_a^b \sqrt{1 + \left(\frac{dy}{dx}\right)^2} dx.
 \tag{9.2}$$

Fig. 9.3 A circle with radius r



9.3.1 Arc Length of a Straight Line

Let's test (9.2) by finding the length of the straight line $y = 3x/4$, over the interval $[0, 4]$, which using simple geometry is 5.

$$\frac{dy}{dx} = \frac{3}{4}$$

therefore,

$$\begin{aligned} s &= \int_0^4 \sqrt{1 + \left(\frac{dy}{dx}\right)^2} dx \\ &= \int_0^4 \sqrt{1 + \left(\frac{3}{4}\right)^2} dx \\ &= \int_0^4 \sqrt{\frac{25}{16}} dx \\ &= \int_0^4 \frac{5}{4} dx \\ &= \left[\frac{5}{4}x\right]_0^4 \\ &= 5. \end{aligned}$$

9.3.2 Arc Length of a Circle

Figure 9.3 shows a semi-circle with radius r , where $y = \sqrt{r^2 - x^2}$, therefore,

$$\frac{dy}{dx} = \frac{1}{2}(r^2 - x^2)^{-1/2} \times (-2x)$$

$$= \frac{-x}{\sqrt{r^2 - x^2}}$$

$$\left(\frac{dy}{dx}\right)^2 = \frac{x^2}{r^2 - x^2}.$$

Integrating over the x -interval $[-r, r]$, which is doubled to give the circle's circumference:

$$s = 2 \int_{-r}^r \sqrt{1 + \left(\frac{dy}{dx}\right)^2} dx$$

$$= 2 \int_{-r}^r \sqrt{1 + \frac{x^2}{r^2 - x^2}} dx$$

$$= 2 \int_{-r}^r \sqrt{\frac{r^2}{r^2 - x^2}} dx$$

$$= 2r \int_{-r}^r \frac{dx}{\sqrt{r^2 - x^2}}$$

$$= 2r \left[\arcsin \frac{x}{r} \right]_{-r}^r$$

$$= 2r \left(\frac{\pi}{2} + \frac{\pi}{2} \right)$$

$$= 2\pi r.$$

9.3.3 Arc Length of a Parabola

Let's compute the arc length of the parabola

$$y = 0.5x^2$$

over the interval $[0, 4]$, where $dy/dx = x$ and

$$s = \int_0^4 \sqrt{1 + \left(\frac{dy}{dx}\right)^2} dx$$

$$= \int_0^4 \sqrt{1 + x^2} dx.$$

To remove the radical we let $x = \tan \theta$ where $dx/d\theta = \sec^2 \theta$ and continue with an indefinite integral. Therefore,

$$\begin{aligned}
 s &= \int \sqrt{1 + \tan^2 \theta} \sec^2 \theta \, d\theta \\
 &= \int \sqrt{\sec^2 \theta} \sec^2 \theta \, d\theta \\
 &= \int \sec \theta \sec^2 \theta \, d\theta.
 \end{aligned}$$

Having removed the radical, we are now left with a product, which is integrated by parts, by letting

$$u = \sec \theta \quad \text{and} \quad v' = \sec^2 \theta,$$

which means that

$$u' = \sec \theta \tan \theta \quad \text{and} \quad v = \tan \theta.$$

Therefore,

$$\begin{aligned}
 \int uv' \, d\theta &= uv - \int vu' \, d\theta \\
 \int \sec \theta \sec^2 \theta \, d\theta &= \sec \theta \tan \theta - \int \tan \theta \sec \theta \tan \theta \, d\theta \\
 &= \sec \theta \tan \theta - \int \sec \theta \tan^2 \theta \, d\theta \\
 &= \sec \theta \tan \theta - \int \sec \theta (\sec^2 - 1) \, d\theta \\
 &= \sec \theta \tan \theta - \int \sec^3 \, d\theta + \int \sec \theta \, d\theta \\
 2 \int \sec^3 \theta \, d\theta &= \sec \theta \tan \theta + \int \sec \theta \, d\theta \\
 \int \sec^3 \theta \, d\theta &= \frac{\sec \theta \tan \theta}{2} + \frac{1}{2} \int \sec \theta \, d\theta \\
 &= \frac{\sec \theta \tan \theta}{2} + \frac{1}{2} \ln |\sec \theta + \tan \theta| + C.
 \end{aligned}$$

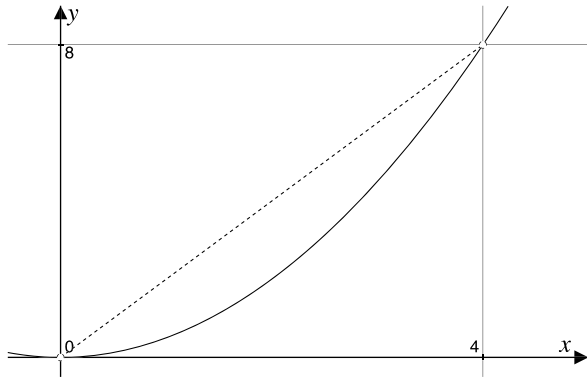
Now let's convert this result back to the original function where $x = \tan \theta$ and $\sec \theta = \sqrt{1 + x^2}$ and reintroduce the limits $[0, 4]$:

$$\frac{\sec \theta \tan \theta}{2} + \frac{1}{2} \ln |\sec \theta + \tan \theta| + C = \frac{1}{2} x \sqrt{1 + x^2} + \frac{1}{2} \ln |\sqrt{1 + x^2} + x| + C$$

therefore

$$\int_0^4 \sqrt{1 + x^2} \, dx = \left[\frac{1}{2} x \sqrt{1 + x^2} + \frac{1}{2} \ln |\sqrt{1 + x^2} + x| \right]_0^4.$$

Fig. 9.4 Graph of $y = 0.5x^2$



Evaluating this result, we get

$$\begin{aligned} \int_0^4 \sqrt{1+x^2} dx &= \left[\frac{1}{2}x\sqrt{1+x^2} + \frac{1}{2} \ln|\sqrt{1+x^2} + x| \right]_0^4 \\ &= \left(2\sqrt{17} + \frac{1}{2} \ln|\sqrt{17} + 4| \right) - \frac{1}{2} \ln|1| \\ &\approx 2\sqrt{17} + \frac{1}{2} \ln|\sqrt{17} + 4| \\ &\approx 8.2462 + 1.04735 \\ &\approx 9.294. \end{aligned}$$

Figure 9.4 shows the graph of $y = 0.5x^2$ over the interval $[0, 4]$, where the length of the straight line joining $(0, 0)$ and $(4, 8)$ is $\sqrt{80} \approx 8.94$, which provides a minimum value for the arc length. And by reducing the parabola to a chain of straight-line segments whose $\Delta x = 0.25$, the arc length equals 9.291, which confirms the accuracy of the above answer.

Before moving on, here is an alternative solution to the original integral

$$\int_0^4 \sqrt{1+x^2} dx.$$

To remove the radical we let $x = \sinh \theta$ where $dx/d\theta = \cosh \theta$ and continue with an indefinite integral. Therefore,

$$\begin{aligned} s &= \int \sqrt{1 + \sinh^2 \theta} \cosh \theta d\theta \\ &= \int \sqrt{\cosh^2 \theta} \cosh \theta d\theta \\ &= \int \cosh^2 \theta d\theta. \end{aligned}$$

But $2 \cosh^2 \theta = \cosh 2\theta + 1$, therefore,

$$\begin{aligned} s &= \frac{1}{2} \int \cosh 2\theta + 1 \, d\theta \\ &= \frac{1}{2} \int \cosh 2\theta + \frac{1}{2} \int d\theta \\ &= \frac{1}{4} \sinh 2\theta + \frac{1}{2} \theta + C. \end{aligned}$$

But $\sinh 2\theta = 2 \cosh \theta \sinh \theta$, therefore,

$$s = \frac{1}{2} \cosh \theta \sinh \theta + \frac{1}{2} \theta + C. \quad (9.3)$$

Apart from the constant C , (9.3) contains two parts. The first part is transformed back to the original independent variable x by substituting $\sinh \theta = x$ and $\cosh \theta = \sqrt{1+x^2}$:

$$\frac{1}{2} \cosh \theta \sinh \theta = \frac{1}{2} x \sqrt{1+x^2}.$$

The second part is transformed back to the original independent variable x as follows:

$$\begin{aligned} x &= \sinh \theta \\ &= \frac{1}{2} (e^\theta - e^{-\theta}) \\ 2x &= e^\theta - e^{-\theta} \\ 2xe^\theta &= (e^\theta)^2 - 1 \\ (e^\theta)^2 - 2xe^\theta - 1 &= 0 \end{aligned}$$

which is a quadratic in e^θ , where $a = 1$, $b = -2x$, $c = -1$. Therefore,

$$\begin{aligned} e^\theta &= \frac{-b \pm \sqrt{b^2 - 4ac}}{2a} \\ &= \frac{2x \pm \sqrt{4x^2 + 4}}{2} \\ &= x \pm \sqrt{1+x^2}. \end{aligned}$$

However, as $e^\theta > 1$, therefore,

$$\begin{aligned} e^\theta &= x + \sqrt{1+x^2} \\ \theta &= \ln|x + \sqrt{1+x^2}| \end{aligned}$$

$$\frac{1}{2}\theta = \frac{1}{2} \ln|x + \sqrt{1+x^2}|.$$

Combining these two parts together, and introducing a definite integral, we have

$$\int_0^4 \sqrt{1+x^2} dx = \left[\frac{1}{2}x\sqrt{1+x^2} + \frac{1}{2} \ln|\sqrt{1+x^2} + x| \right]_0^4$$

which agrees with the first result.

9.3.4 Arc Length of $y = x^{3/2}$

Let's find the length of the curve $y = x^{3/2}$ over the interval $[0, 4]$.

$$\frac{dy}{dx} = \frac{3}{2}x^{1/2}$$

therefore,

$$\begin{aligned} s &= \int_0^4 \sqrt{1 + \left(\frac{dy}{dx}\right)^2} dx \\ &= \int_0^4 \sqrt{1 + \frac{9}{4}x} dx \\ &= \int_0^4 \left(1 + \frac{9}{4}x\right)^{1/2} dx \end{aligned}$$

Let $u = 1 + \frac{9}{4}x$, then $dx = \frac{4}{9} du$.

The limits for u are:

$$x = 0, \quad u = 1$$

$$x = 4, \quad u = 10$$

$$\begin{aligned} s &= \frac{4}{9} \int_1^{10} u^{1/2} du \\ &= \frac{4}{9} \left[\frac{2}{3} u^{3/2} \right]_1^{10} \\ &\approx \frac{8}{27} (31.6227 - 1) \\ &\approx 9.07. \end{aligned}$$

9.3.5 Arc Length of a Sine Curve

The square-root inside the integrand does present problems, and often makes it difficult to integrate the expression. For example, consider the apparently, simple task of finding the arc length of $y = \sin x$ over the interval $[0, 2\pi]$.

$$\frac{dy}{dx} = \cos x$$

therefore,

$$\begin{aligned} s &= \int_0^{2\pi} \sqrt{1 + \left(\frac{dy}{dx}\right)^2} dx \\ &= \int_0^{2\pi} \sqrt{1 + \cos^2 x} dx. \end{aligned}$$

At this point, we have a problem, as it is not obvious how to integrate $\sqrt{1 + \cos^2 x}$. However, it is what is called an *elliptic integral* of the second kind, which is beyond the remit of this introductory book. Dividing the sine wave into a series of line segments, and using the theorem of Pythagoras, we discover that the length converges as follows:

$$\begin{aligned} 10^\circ \text{ steps} &\approx 7.6373564 \\ 5^\circ \text{ steps} &\approx 7.6396352 \\ 2^\circ \text{ steps} &\approx 7.6402736 \\ 1^\circ \text{ steps} &\approx 7.6403648. \end{aligned}$$

9.3.6 Arc Length of a Hyperbolic Cosine Function

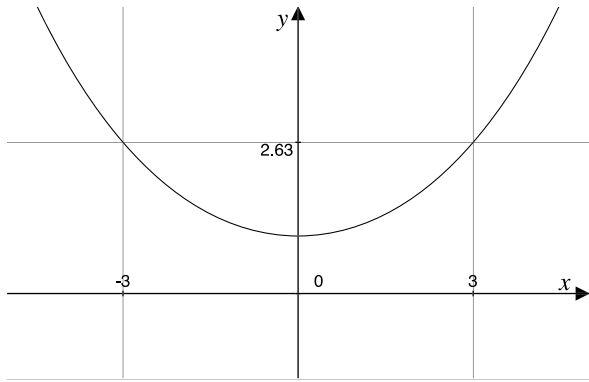
Finding the arc length of $y = 3 \cosh(x/3)$ over the interval $[-3, 3]$ turns out to be much easier than $y = \sin x$:

$$\frac{dy}{dx} = \sinh \frac{x}{3}$$

therefore,

$$\begin{aligned} s &= \int_{-3}^3 \sqrt{1 + \left(\frac{dy}{dx}\right)^2} dx \\ &= \int_{-3}^3 \sqrt{1 + \sinh^2 \frac{x}{3}} dx \end{aligned}$$

Fig. 9.5 The graph of $y = 3 \cosh(x/3)$



$$\begin{aligned}
 &= \int_{-3}^3 \sqrt{\cosh^2 \frac{x}{3}} dx \\
 &= \int_{-3}^3 \cosh \frac{x}{3} dx \\
 &= \left[3 \sinh \frac{x}{3} \right]_{-3}^3 \\
 &= 3[\sinh 1 - \sinh(-1)] \\
 &= 3 \left[\frac{e^1 - e^{-1}}{2} - \frac{e^{-1} - e^1}{2} \right] \\
 &= 3(e^1 - e^{-1}) \\
 &\approx 7.05.
 \end{aligned}$$

Figure 9.5 shows the graph of $y = 3 \cosh(x/3)$.

9.3.7 Arc Length of Parametric Functions

Parametric functions take the form

$$x = f_x(t)$$

$$y = f_y(t)$$

where f_x and f_y are independent functions, but share a common parameter t . In order to compute the arc length of such a function we need to derive the derivative dy/dx . The individual derivatives are dx/dt and dy/dt and can be combined to produce dy/dx as follows

$$\frac{dy}{dx} = \frac{dy/dt}{dx/dt}$$

which means that (9.2) can be written as

$$\begin{aligned} s &= \int_a^b \sqrt{1 + \left(\frac{dy/dt}{dx/dt}\right)^2} dx \\ &= \int_a^b \sqrt{\frac{(dx/dt)^2 + (dy/dt)^2}{(dx/dt)^2}} dx \\ &= \int_a^b \sqrt{\left(\frac{dx}{dt}\right)^2 + \left(\frac{dy}{dt}\right)^2} \frac{dt}{dx} dx \\ s &= \int_a^b \sqrt{\left(\frac{dx}{dt}\right)^2 + \left(\frac{dy}{dt}\right)^2} dt. \end{aligned} \tag{9.4}$$

A similar analysis can be performed for 3D parametric curves, where we have

$$\begin{aligned} x &= f_x(t) \\ y &= f_y(t) \\ z &= f_z(t) \end{aligned}$$

and

$$s = \int_a^b \sqrt{\left(\frac{dx}{dt}\right)^2 + \left(\frac{dy}{dt}\right)^2 + \left(\frac{dz}{dt}\right)^2} dt.$$

Let's test (9.4) using the parametric equations for a unit-radius circle using

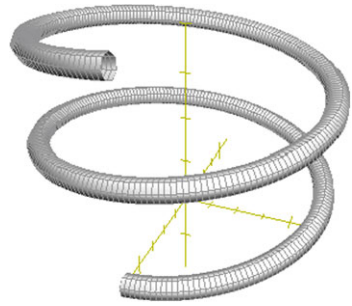
$$\begin{aligned} x &= \cos(t) \\ y &= \sin(t) \end{aligned}$$

where $0 \leq t \leq 2\pi$. Therefore,

$$\begin{aligned} \frac{dx}{dt} &= -\sin(t) \\ \frac{dy}{dt} &= \cos(t) \end{aligned}$$

therefore,

$$s = \int_0^{2\pi} \sqrt{\left(\frac{dx}{dt}\right)^2 + \left(\frac{dy}{dt}\right)^2} dt$$

Fig. 9.6 3D parametric spiral

$$\begin{aligned}
 &= \int_0^{2\pi} \sqrt{\sin^2(t) + \cos^2(t)} dt \\
 &= \int_0^{2\pi} 1 dt \\
 &= [t]_0^{2\pi} \\
 &= 2\pi
 \end{aligned}$$

which makes the circumference of a unit-radius circle equal to 2π .

By adding a third function:

$$\begin{aligned}
 x &= \cos(t) \\
 y &= \sin(t) \\
 z &= \frac{t}{6}
 \end{aligned}$$

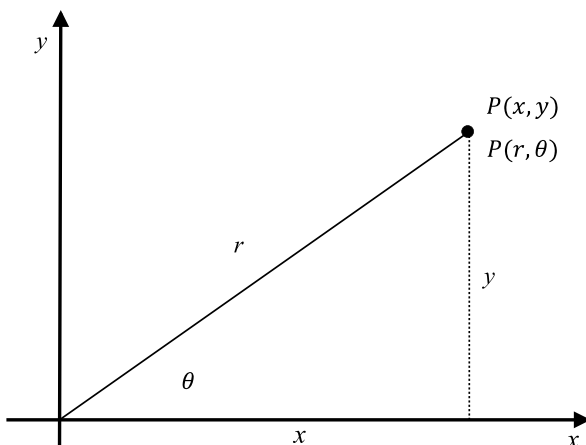
we create a 3D spiral as shown in Fig. 9.6, and its arc length is computed using

$$\begin{aligned}
 \frac{dx}{dt} &= -\sin(t) \\
 \frac{dy}{dt} &= \cos(t) \\
 \frac{dz}{dt} &= \frac{1}{6}
 \end{aligned}$$

where $0 \leq t \leq 4\pi$. Therefore,

$$\begin{aligned}
 s &= \int_0^{4\pi} \sqrt{\left(\frac{dx}{dt}\right)^2 + \left(\frac{dy}{dt}\right)^2 + \left(\frac{dz}{dt}\right)^2} dt \\
 &= \int_0^{4\pi} \sqrt{\sin^2 t + \cos^2 t + 1/36} dt
 \end{aligned}$$

Fig. 9.7 The correspondence between Cartesian and polar coordinates



$$\begin{aligned}
 &= \int_0^{4\pi} \sqrt{\frac{37}{36}} dt \\
 &= \left[\sqrt{\frac{37}{36}} t \right]_0^{4\pi} \\
 &\approx 12.74.
 \end{aligned}$$

Thus the length of the spiral over two turns is ≈ 12.74 .

9.3.8 Arc Length Using Polar Coordinates

Polar coordinates are sometimes more convenient than Cartesian coordinates when describing functions involving trigonometric functions. For example, Fig. 9.7 shows the correspondence between a point (x, y) and its polar coordinates (r, θ) , where

$$x = r \cos \theta$$

$$y = r \sin \theta$$

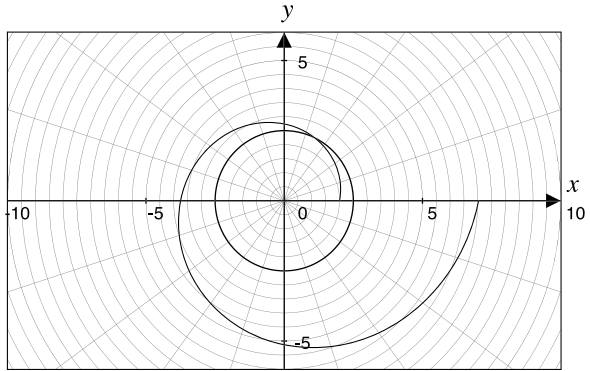
and as $r = f(\theta)$, we have the product of two functions. Rewriting (9.4) in terms of θ we have

$$s = \int_{\theta_1}^{\theta_2} \sqrt{\left(\frac{dx}{d\theta}\right)^2 + \left(\frac{dy}{d\theta}\right)^2} d\theta. \quad (9.5)$$

To find $dx/d\theta$ and $dy/d\theta$ we have to employ the product rule:

$$x = u(\theta)v(\theta)$$

Fig. 9.8 Polar graph of $r = 2e^{0.2\theta}$



$$\frac{dx}{d\theta} = u(\theta) \frac{dv}{d\theta} + v(\theta) \frac{du}{d\theta}$$

therefore,

$$x = r \cos \theta \tag{9.6}$$

$$\frac{dx}{d\theta} = -r \sin \theta + \frac{dr}{d\theta} \cos \theta$$

$$y = r \sin \theta \tag{9.7}$$

$$\frac{dy}{d\theta} = r \cos \theta + \frac{dr}{d\theta} \sin \theta$$

substituting (9.6) and (9.7) in (9.5):

$$s = \int_{\theta_1}^{\theta_2} \sqrt{\left(-r \sin \theta + \frac{dr}{d\theta} \cos \theta\right)^2 + \left(r \cos \theta + \frac{dr}{d\theta} \sin \theta\right)^2} d\theta$$

$$= \int_{\theta_1}^{\theta_2} \sqrt{r^2 \sin^2 \theta + \left(\frac{dr}{d\theta}\right)^2 \cos^2 \theta + r^2 \cos^2 \theta + \left(\frac{dr}{d\theta}\right)^2 \sin^2 \theta} d\theta$$

$$= \int_{\theta_1}^{\theta_2} \sqrt{r^2 + \left(\frac{dr}{d\theta}\right)^2} d\theta$$

therefore, the arc length is

$$s = \int_{\theta_1}^{\theta_2} \sqrt{r^2 + \left(\frac{dr}{d\theta}\right)^2} d\theta.$$

Figure 9.8 shows the graph of a logarithmic spiral $r = 2e^{0.2\theta}$ where $0 \leq \theta \leq 2\pi$, whose length is calculated as follows.

$$r = 2e^{0.2\theta}$$

$$\begin{aligned}
\frac{dr}{d\theta} &= 0.4e^{0.2\theta} \\
s &= \int_0^{2\pi} \sqrt{r^2 + \left(\frac{dr}{d\theta}\right)^2} d\theta \\
&= \int_0^{2\pi} \sqrt{(2e^{0.2\theta})^2 + (0.4e^{0.2\theta})^2} d\theta \\
&= \int_0^{2\pi} \sqrt{4e^{0.4\theta} + 0.16e^{0.4\theta}} d\theta \\
&= \int_0^{2\pi} \sqrt{4.16e^{0.4\theta}} d\theta \\
&= \sqrt{4.16} \int_0^{2\pi} e^{0.2\theta} d\theta \\
&= \frac{\sqrt{4.16}}{0.2} [e^{0.2\theta}]_0^{2\pi} \\
&= \frac{\sqrt{4.16}}{0.2} (e^{0.4\pi} - e^0) \\
&\approx \frac{\sqrt{4.16}}{0.2} (3.5136 - 1) \\
&\approx 25.634.
\end{aligned}$$

9.4 Summary

In this chapter we have computed the arc length of some functions using integration. In particular, we have derived the following formulae:

For ordinary functions:

$$\begin{aligned}
y &= f(x) \\
s &= \int_a^b \sqrt{1 + \left(\frac{dy}{dx}\right)^2} dx.
\end{aligned}$$

For 2D parametric functions:

$$\begin{aligned}
x &= f_x(t) \\
y &= f_y(t) \\
s &= \int_a^b \sqrt{\left(\frac{dx}{dt}\right)^2 + \left(\frac{dy}{dt}\right)^2} dt.
\end{aligned}$$

For 3D parametric functions:

$$x = f_x(t)$$

$$y = f_y(t)$$

$$z = f_z(t)$$

$$s = \int_a^b \sqrt{\left(\frac{dx}{dt}\right)^2 + \left(\frac{dy}{dt}\right)^2 + \left(\frac{dz}{dt}\right)^2} dt.$$

When using polar coordinates:

$$r = f(\theta)$$

$$s = \int_{\theta_1}^{\theta_2} \sqrt{r^2 + \left(\frac{dr}{d\theta}\right)^2} d\theta.$$

However, all of the above integrands contain a radical, which sometimes makes integration difficult, if not impossible, without resorting to numerical techniques or employing software solutions.

Chapter 10

Surface Area

10.1 Introduction

In Chap. 8 I showed how to compute the area under a graph using integration, and in this chapter I describe how single and double integration is used to compute surface areas and regions bounded by functions. Also in this chapter, we come across Jacobians, which are used to convert an integral from one coordinate system to another. To start, let's examine surfaces of revolution.

10.2 Surface of Revolution

A surface of revolution is a popular 3D modelling technique used in computer graphics for creating objects such as wine glasses and vases, where a contour is rotated about an axis. Integral calculus provides a way to compute the area of such surfaces using

$$S = 2\pi \int_a^b f(x) \sqrt{1 + \left[\frac{dy}{dx}\right]^2} dx \tag{10.1}$$

where $y = f(x)$ and is differentiable over the interval $[a, b]$.

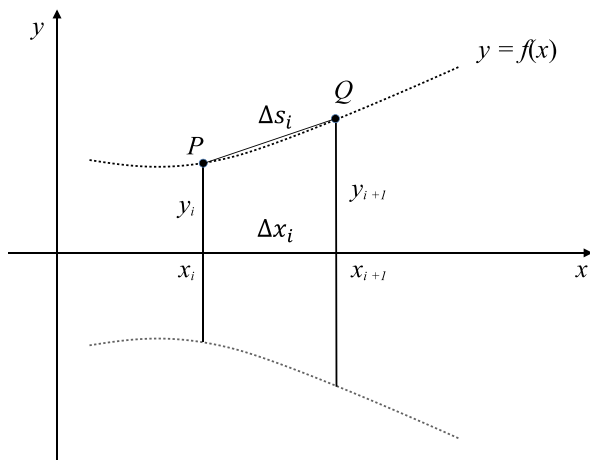
To derive (10.1), consider the scenario shown in Fig. 10.1, where points P and Q are on a continuous curve generated by the function $y = f(x)$. The curve over the x -interval $[a, b]$ is to be rotated 360° about the x -axis.

The coordinates of P and Q are (x_i, y_i) and (x_{i+1}, y_{i+1}) respectively, $\Delta x_i = x_{i+1} - x_i$, and Δs_i approximates to the arc length between P and Q :

$$\Delta s_i \approx \sqrt{1 + [f'(c)]^2} \Delta x_i$$

where c is some x in the interval $[a, b]$ satisfying Lagrange's mean-value theorem.

Fig. 10.1 The geometry to create a surface of revolution



To compute the area ΔS_i swept out by the line segment PQ when rotated 360° about the x -axis, we use the mean radius r_i

$$r_i = \frac{y_{i+1} + y_i}{2}$$

such that

$$\begin{aligned} \Delta S_i &\approx 2\pi r_i \Delta s_i \\ &\approx 2\pi \left(\frac{y_{i+1} + y_i}{2} \right) \sqrt{1 + [f'(c)]^2} \Delta x_i. \end{aligned}$$

As $\Delta x_i \rightarrow 0$, $y_{i+1} \approx y_i \approx f(c)$, therefore

$$\Delta S_i \approx 2\pi f(c) \sqrt{1 + [f'(c)]^2} \Delta x_i.$$

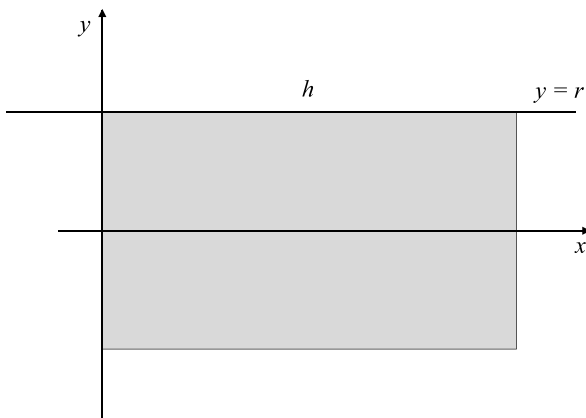
Consequently, the total area swept by the arc about the x -axis is

$$\begin{aligned} S &= \lim_{n \rightarrow \infty} \sum_{i=1}^n 2\pi f(c) \sqrt{1 + [f'(c)]^2} \Delta x_i \\ S &= 2\pi \int_a^b f(x) \sqrt{1 + \left[\frac{dy}{dx} \right]^2} dx. \end{aligned} \tag{10.2}$$

Similarly, the total area swept by the arc about the y -axis is

$$S = 2\pi \int_a^b f(y) \sqrt{1 + \left[\frac{dx}{dy} \right]^2} dy. \tag{10.3}$$

Let's use (10.2) and (10.3) with various functions.

Fig. 10.2 Surface area of a cylinder

10.2.1 Surface Area of a Cylinder

To compute the surface area of a cylinder we employ the geometry shown in Fig. 10.2, where a straight horizontal line is rotated 360° about the x -axis. The function is simply $y = r$, and the x -interval is $[0, h]$. As $y = r$, $dy/dx = 0$, and

$$\begin{aligned}
 S &= 2\pi \int_a^b f(x) \sqrt{1 + \left[\frac{dy}{dx} \right]^2} dx \\
 &= 2\pi r \int_0^h 1 dx \\
 &= 2\pi r [x]_0^h \\
 &= 2\pi r h
 \end{aligned}$$

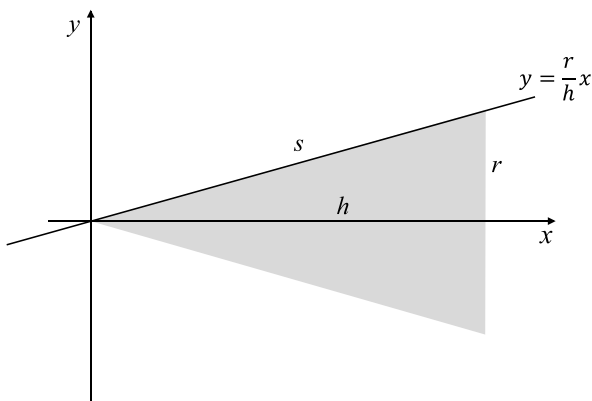
which is correct.

10.2.2 Surface Area of a Right Cone

To compute the surface area of a right cone we employ the function $y = rx/h$, where r is the cone's radius and h its height, as shown in Fig. 10.3. Therefore,

$$\begin{aligned}
 y &= \frac{r}{h}x \\
 \frac{dy}{dx} &= \frac{r}{h} \\
 s &= \sqrt{h^2 + r^2}
 \end{aligned}$$

Fig. 10.3 The geometry used to compute the surface area of a right cone



$$\begin{aligned}
 S &= 2\pi \int_a^b f(x) \sqrt{1 + \left[\frac{dy}{dx} \right]^2} dx \\
 &= 2\pi \int_0^h \frac{r}{h} x \sqrt{1 + \frac{r^2}{h^2}} dx \\
 &= \frac{2\pi r}{h} \int_0^h x \sqrt{\frac{h^2 + r^2}{h^2}} dx \\
 &= \frac{2\pi r}{h^2} \int_0^h x \sqrt{h^2 + r^2} dx \\
 &= \frac{2\pi r s}{h^2} \int_0^h x dx \\
 &= \frac{2\pi r s}{h^2} \left[\frac{1}{2} x^2 \right]_0^h \\
 &= \frac{2\pi r s}{h^2} \left(\frac{h^2}{2} \right) \\
 &= \pi r s
 \end{aligned}$$

which is correct. Reversing the line's slope to $y = r(1 - x/h)$ as shown in Fig. 10.4 we have

$$\begin{aligned}
 y &= r \left(1 - \frac{x}{h} \right) \\
 \frac{dy}{dx} &= -\frac{r}{h} \\
 s &= \sqrt{h^2 + r^2}
 \end{aligned}$$

Fig. 10.4 Surface area of a right cone

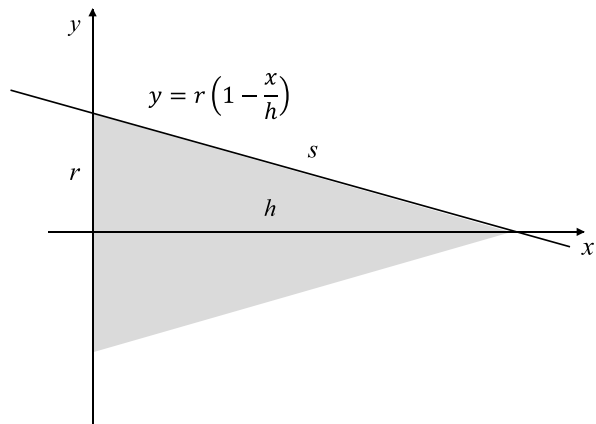

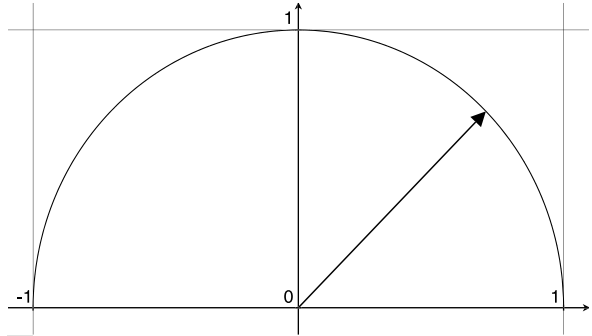


Fig. 10.5 The surface of a right cone created by sweeping a line about the x -axis



$$\begin{aligned}
 S &= 2\pi r \int_0^h \left(1 - \frac{x}{h}\right) \sqrt{1 + \frac{r^2}{h^2}} dx \\
 &= \frac{2\pi r}{h} \int_0^h (h-x) \frac{\sqrt{h^2 + r^2}}{h} dx \\
 &= \frac{2\pi r s}{h^2} \left[hx - \frac{x^2}{2} \right]_0^h \\
 &= \frac{2\pi r s}{h^2} \left(h^2 - \frac{h^2}{2} \right) \\
 &= \frac{2\pi r s}{h^2} \frac{h^2}{2} \\
 &= \pi r s.
 \end{aligned}$$

Figure 10.5 shows a view of the swept conical surface.

Fig. 10.6 A unit semi-circle**Fig. 10.7** The surface of revolution formed by sweeping a semi-circle through 360° 

10.2.3 Surface Area of a Sphere

The surface area of a sphere is $S = 4\pi r^2$, and is derived as follows.

Figure 10.6 shows a unit semi-circle and Fig. 10.7 shows the surface of revolution when this is swept 360° about the x -axis. The equation of a circle is $x^2 + y^2 = r^2$ over the interval $[-r, r]$ therefore,

$$f(x) = y = \sqrt{r^2 - x^2}.$$

To find $f'(x)$, let

$$u = r^2 - x^2$$

$$\frac{du}{dx} = -2x$$

$$y = \sqrt{u}$$

$$\frac{dy}{du} = \frac{1}{2}u^{-1/2} = \frac{1}{2\sqrt{u}} = \frac{1}{2\sqrt{r^2 - x^2}}$$

$$\frac{dy}{dx} = \frac{dy}{du} \frac{du}{dx} = \frac{1}{2\sqrt{r^2 - x^2}}(-2x) = \frac{-x}{\sqrt{r^2 - x^2}}$$

which is substituted in (10.1):

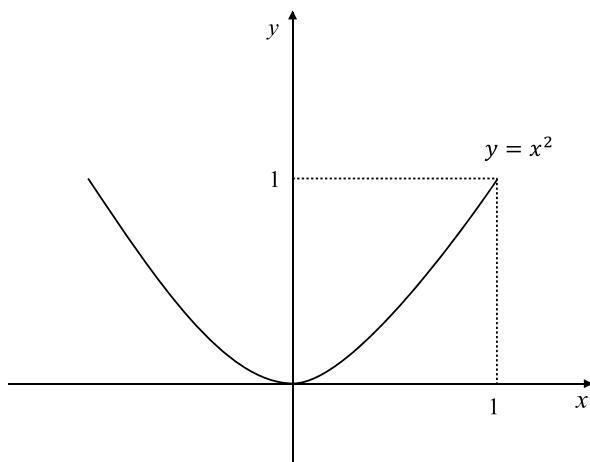
$$\begin{aligned} S &= 2\pi \int_a^b f(x) \sqrt{1 + \left[\frac{dy}{dx}\right]^2} dx \\ &= 2\pi \int_{-r}^r \sqrt{r^2 - x^2} \sqrt{1 + \left[\frac{-x}{\sqrt{r^2 - x^2}}\right]^2} dx \\ &= 2\pi \int_{-r}^r \sqrt{r^2 - x^2} \sqrt{1 + \left[\frac{x^2}{r^2 - x^2}\right]} dx \\ &= 2\pi \int_{-r}^r \sqrt{r^2 - x^2} \frac{r}{\sqrt{r^2 - x^2}} dx \\ &= 2\pi r \int_{-r}^r 1 dx \\ &= 2\pi r [x]_{-r}^r \\ &= 2\pi r(2r) \\ &= 4\pi r^2. \end{aligned}$$

10.2.4 Surface Area of a Paraboloid

To compute the surface area of a paraboloid we rotate the parabola function $y = x^2$ about the y -axis, as shown in Fig. 10.8.

$$\begin{aligned} y &= x^2 \\ x &= \sqrt{y} \\ \frac{dx}{dy} &= \frac{1}{2\sqrt{y}} \\ S &= 2\pi \int_a^b f(y) \sqrt{1 + \left[\frac{dx}{dy}\right]^2} dy \\ &= 2\pi \int_0^1 \sqrt{y} \sqrt{1 + \left[\frac{1}{2\sqrt{y}}\right]^2} dy \\ &= 2\pi \int_0^1 \sqrt{y} \sqrt{1 + \frac{1}{4y}} dy \end{aligned}$$

Fig. 10.8 A parabola to be rotated about the y -axis



$$\begin{aligned}
 &= 2\pi \int_0^1 \sqrt{y} \sqrt{\frac{4y+1}{4y}} dy \\
 &= 2\pi \int_0^1 \sqrt{y} \frac{\sqrt{4y+1}}{2\sqrt{y}} dy \\
 &= \pi \int_0^1 \sqrt{4y+1} dy.
 \end{aligned}$$


Let $u = 4y + 1$, therefore, $du/dy = 4$, or $dy = du/4$.

The limits for u are 1 and 5.

$$\begin{aligned}
 S &= \frac{\pi}{4} \int_1^5 \sqrt{u} du \\
 &= \frac{\pi}{4} \int_1^5 u^{1/2} du \\
 &= \frac{\pi}{4} \left[\frac{2}{3} u^{3/2} \right]_1^5 \\
 &= \frac{\pi}{6} (\sqrt{5^3} - \sqrt{1^3}) \\
 &= \frac{\pi}{6} (\sqrt{125} - 1) \\
 &\approx 5.33.
 \end{aligned}$$

Figure 10.9 shows a similar parabolic surface.

Fig. 10.9 A parabolic surface



10.3 Surface Area Using Parametric Functions

The standard equation to compute surface area is

$$S = 2\pi \int_a^b f(x) \sqrt{1 + \left[\frac{dy}{dx} \right]^2} dx \quad (10.4)$$

where the curve represented by $f(x)$ is rotated about the x -axis. In order to convert (10.4) to accept the following parametric equations

$$x = f_x(t)$$

$$y = f_y(t)$$

we need to first, establish equivalent limits $[\alpha, \beta]$ for t , such that

$$a = f_x(\alpha) \quad \text{and} \quad b = f_x(\beta).$$

Second, any point on the curve has corresponding Cartesian and parametric coordinates:

$$x \quad \text{and} \quad f_x(t)$$

$$y = f(x) \quad \text{and} \quad f_y(t).$$

Third, we compute dy/dx from the individual derivatives dx/dt and dy/dt :

$$\frac{dy}{dx} = \frac{dy/dt}{dx/dt}$$

which means that (10.4) can be written as

$$\begin{aligned} S &= 2\pi \int_{\alpha}^{\beta} f_y(t) \sqrt{1 + \left(\frac{dy/dt}{dx/dt} \right)^2} dx \\ &= 2\pi \int_{\alpha}^{\beta} f_y(t) \sqrt{\frac{(dx/dt)^2 + (dy/dt)^2}{(dx/dt)^2}} dx \\ &= 2\pi \int_{\alpha}^{\beta} f_y(t) \sqrt{\left(\frac{dx}{dt} \right)^2 + \left(\frac{dy}{dt} \right)^2} \frac{dt}{dx} dx \end{aligned}$$

$$S = 2\pi \int_{\alpha}^{\beta} f_y(t) \sqrt{\left(\frac{dx}{dt}\right)^2 + \left(\frac{dy}{dt}\right)^2} dt. \quad (10.5)$$

For example, to create a unit-sphere from the parametric equations for a semi-circle we have

$$x = f_x(t) = -\cos(t)$$

$$y = f_y(t) = \sin(t)$$

$$\frac{dx}{dt} = \sin(t)$$

$$\frac{dy}{dt} = \cos(t)$$

$$\begin{aligned} S &= 2\pi \int_{\alpha}^{\beta} f_y(t) \sqrt{\left(\frac{dx}{dt}\right)^2 + \left(\frac{dy}{dt}\right)^2} dt \\ &= 2\pi \int_0^{\pi} \sin(t) \sqrt{\sin^2(t) + \cos^2(t)} dt \\ &= 2\pi \int_0^{\pi} \sin(t) dt \\ &= 2\pi [-\cos(t)]_0^{\pi} \\ &= 2\pi(1 + 1) \\ &= 4\pi \end{aligned}$$

which is correct.

To rotate about the y -axis (10.5) becomes

$$S = 2\pi \int_{\alpha}^{\beta} f_x(t) \sqrt{\left(\frac{dx}{dt}\right)^2 + \left(\frac{dy}{dt}\right)^2} dt.$$

10.4 Double Integrals

Up to this point, we have only employed single integrals to compute area, or the arc length of a function. But just as it is possible to differentiate a function several times, it is also possible to integrate a function several times. For example, to integrate

$$z = f(x, y) = x^2 y$$

with respect to x over the interval $[0, 3]$, then we write

$$\int_0^3 f(x, y) dx = \int_0^3 x^2 y dx$$

$$\begin{aligned}
 &= \left[\frac{x^3}{3} y \right]_0^3 \\
 &= 9y.
 \end{aligned}$$

But say we now want to integrate $9y$ with respect to y over the interval $[0, 2]$, then we write

$$\begin{aligned}
 \int_0^2 9y \, dy &= 9 \int_0^2 y \, dy \\
 &= 9 \left[\frac{y^2}{2} \right]_0^2 \\
 &= 18.
 \end{aligned}$$

These two individual steps can be combined in the form of a double integral:

$$\int_0^2 \int_0^3 x^2 y \, dx \, dy$$

where the inner integral is evaluated first, followed by the outer integral:

$$\begin{aligned}
 \int_0^2 \int_0^3 x^2 y \, dx \, dy &= \int_0^2 \left[\frac{x^3}{3} \right]_0^3 y \, dy \\
 &= 9 \int_0^2 y \, dy \\
 &= 9 \left[\frac{y^2}{2} \right]_0^2 \\
 &= 18.
 \end{aligned}$$

Note that reversing the integrals has no effect on the result:

$$\begin{aligned}
 \int_0^3 \int_0^2 x^2 y \, dy \, dx &= \int_0^3 \left[\frac{y^2}{2} \right]_0^2 x^2 \, dx \\
 &= 2 \int_0^3 x^2 \, dx \\
 &= 2 \left[\frac{x^3}{3} \right]_0^3 \\
 &= 18.
 \end{aligned}$$

Let's take another example,

$$\begin{aligned} \int_0^2 \int_1^2 3xy^3 dx dy &= 3 \int_0^2 \left[\frac{x^2}{2} \right]_1^2 y^3 dy \\ &= \frac{9}{2} \int_0^2 y^3 dy \\ &= \frac{9}{2} \left[\frac{y^4}{4} \right]_0^2 \\ &= 18. \end{aligned}$$

10.5 Jacobians

In spite of a relatively short life, the German mathematician Carl Gustav Jacob Jacobi (1804–1851) made a significant contribution to mathematics in the areas of elliptic functions, number theory, differential equations and in particular, the Jacobian matrix and determinant.

The *Jacobian matrix* is used in equations of differentials when changing variables, and its determinant, the *Jacobian determinant*, provides a scaling factor in multiple integrals when changing the independent variable. I will provide three applications of the determinant, showing its use in one, two and three dimensions.

10.5.1 1D Jacobian

In order to integrate some integrals, we often have to substitute a new variable. For example, to integrate

$$\int_1^4 \sqrt{2x+1} dx$$

it is convenient to substitute $u = 2x + 1$, where $du/dx = 2$ or $dx/du = 1/2$, calculate new limits for u : i.e. 3 and 9, and integrate with respect to u :

$$\begin{aligned} \int_1^4 \sqrt{2x+1} dx &= \int_3^9 \sqrt{u} \frac{dx}{du} du \\ &= \frac{1}{2} \int_3^9 \sqrt{u} du \\ &= \frac{1}{2} \int_3^9 u^{1/2} du \end{aligned}$$

$$\begin{aligned}
&= \frac{1}{2} \left[\frac{2}{3} u^{3/2} \right]_3^9 \\
&= \frac{1}{3} [9^{3/2} - 3^{3/2}] \\
&\approx \frac{1}{3} (27 - 5.2) \\
&\approx 7.3.
\end{aligned}$$

The factor $1/2$ is introduced because x changes half as fast as u . This scaling factor is known as a *Jacobian*, and is the derivative dx/du . We can also write it as $\partial x/\partial u$, even though there is only one variable, as the partial notation keeps the Jacobians consistent as we increase the number of dimensions. Furthermore, we are only interested in the magnitude of the Jacobian, not its sign.

The scaling factor could also be another function. For example, to integrate

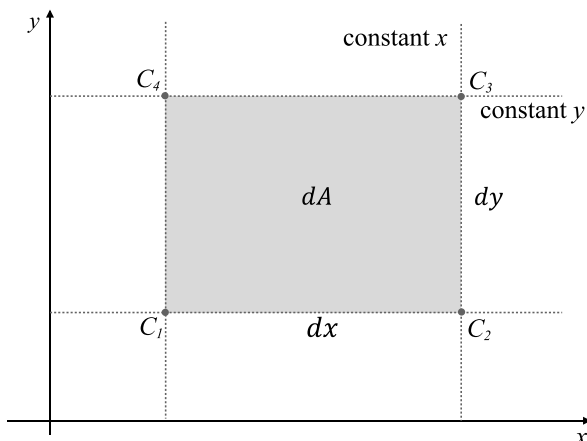
$$\int_0^2 \frac{x}{(x^2 + 2)^2} dx$$

it is convenient to substitute $u = x^2 + 2$, where $du/dx = 2x$ or $dx/du = 1/2x$, calculate new limits for u : i.e. 2 and 6, and integrate with respect to u :

$$\begin{aligned}
\int_0^2 \frac{x}{(x^2 + 2)^2} dx &= \int_2^6 \frac{x}{u^2} \frac{dx}{du} du \\
&= \frac{1}{2x} \int_2^6 \frac{x}{u^2} du \\
&= \frac{1}{2} \int_2^6 \frac{1}{u^2} du \\
&= \frac{1}{2} \int_2^6 u^{-2} du \\
&= \frac{1}{2} \left[\frac{-1}{u} \right]_2^6 \\
&= \frac{1}{2} \left(-\frac{1}{6} + \frac{1}{2} \right) \\
&= \frac{1}{6}.
\end{aligned}$$

In this case, the scaling factor is $1/2x$, which is the corresponding Jacobian, however, this time its value is a function of x .

Fig. 10.10 The rectangle $C_1C_2C_3C_4$ in Cartesian space



10.5.2 2D Jacobian

When defining double integrals using Cartesian coordinates, one normally ends up with something like

$$\int_a^b f(x, y) dx dy$$

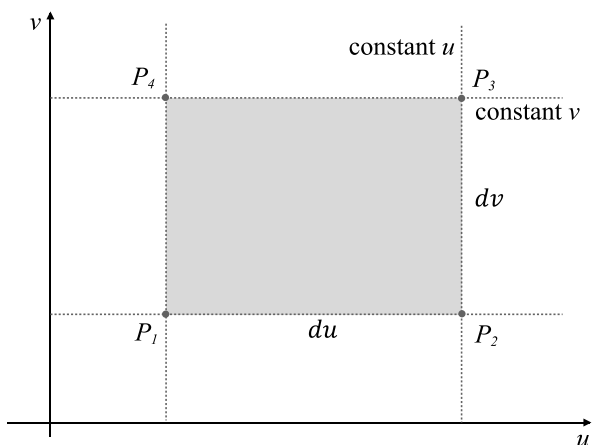
where $dx dy$ is regarded as the area of an infinitesimally small rectangle, and is often represented by dA . But if we move from Cartesian coordinates to polar coordinates and work with functions of the form $g(r, \theta)$, there is a temptation to substitute $g(r, \theta)$ for $f(x, y)$ and $(dr d\theta)$ for $(dx dy)$, which is incorrect. The reason why, is that the differential area of a rectangular region in Cartesian coordinates does **not** equal the differential area of a corresponding region in polar coordinates. The Jacobian determinant provides us with the adjustment necessary to carry out this substitution, which in this case is r , and $(dx dy)$ is replaced by $(r dr d\theta)$. I will describe a general solution to this problem, which is found on various internet websites, but in particular <http://mathforum.org/dr.math/>.

Figure 10.10 shows an infinitesimally small rectangle defined by the points $C_1C_2C_3C_4$ in Cartesian coordinates. The vertical broken lines identify lines of constant x , and the horizontal broken lines identify lines of constant y . The rectangle's width and height are dx and dy , respectively, which makes $dA = dx dy$. Similarly, Fig. 10.11 shows an infinitesimally small rectangle defined by the points $P_1P_2P_3P_4$ in another coordinate system. The vertical broken lines identify lines of constant u , and the horizontal broken lines identify lines of constant v . The rectangle's width and height are du and dv , respectively.

We now create two single-valued functions mapping parametric coordinates (u, v) into Cartesian coordinates (x, y) :

$$x = f(u, v) \quad \text{and} \quad y = g(u, v)$$

Fig. 10.11 The rectangle $P_1 P_2 P_3 P_4$ in parametric space



where for every (x, y) , there is a unique (u, v) . There are also two single-valued functions mapping Cartesian coordinates (x, y) into parametric coordinates (u, v)

$$u = F(x, y) \quad \text{and} \quad v = G(x, y).$$

For example, given

$$u = x^2 + y^2 \quad \text{and} \quad v = x^2 - y^2$$

then

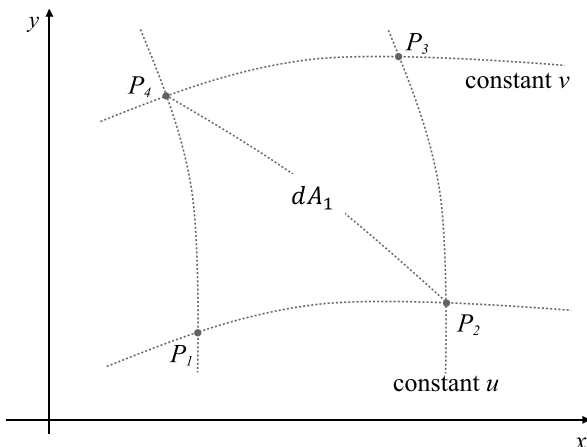
$$x = \sqrt{\frac{u+v}{2}} \quad \text{and} \quad y = \sqrt{\frac{u-v}{2}}.$$

Next, we take the points in uv -space and map them into their corresponding Cartesian points as shown in Fig. 10.12. The resulting shape depends entirely upon the nature of the mapping functions $f(u, v)$ and $g(u, v)$; however, we anticipate that they are curved in some way and bounded by contours of constant u and v .

If the area of this differential region equals the Cartesian rectangle $dx dy$, then $dx dy$ can be replaced by $du dv$. If not, we must compensate for any stretching or contraction. The problem therefore, is to compute the area of this curvilinear rectangle $P_1 P_2 P_3 P_4$ in Fig. 10.12 and compare it to the area of the rectangle $C_1 C_2 C_3 C_4$ in Fig. 10.10. This is resolved by assuming that when this rectangle is infinitesimally small, curves can be approximated by lines, and the area of the triangle $P_1 P_2 P_4$ is half the area of the required region. The area of the triangle is easily computed using the determinant

$$\frac{1}{2} \begin{vmatrix} 1 & 1 & 1 \\ x_1 & x_2 & x_4 \\ y_1 & y_2 & y_4 \end{vmatrix}$$

Fig. 10.12 The parametric points $P_1 P_2 P_3 P_4$ in Cartesian space



where (x_1, y_1) , (x_2, y_2) and (x_4, y_4) are the triangle's vertices taken in anticlockwise sequence. Reversing the sequence, reverses the sign, which is why the absolute value is added at the end of the proof. However, if we assume that the area of the curvilinear region is twice the area of the triangle, then

$$\text{Area of } (P_1 P_2 P_3 P_4) = dA_1 = \begin{vmatrix} 1 & 1 & 1 \\ x_1 & x_2 & x_4 \\ y_1 & y_2 & y_4 \end{vmatrix}. \tag{10.6}$$

The next stage is to derive a function relating the differentials dx and dy with du and dv , so that the triangle's coordinates can be determined. These functions are simply the total differentials for f and g :

$$\begin{aligned} x &= f(u, v) \\ y &= g(u, v) \\ dx &= \frac{\partial x}{\partial u} du + \frac{\partial x}{\partial v} dv \\ dy &= \frac{\partial y}{\partial u} du + \frac{\partial y}{\partial v} dv. \end{aligned}$$

As with many mathematical solutions we can save ourselves a lot of work by making a simple assumption, which in this case is that the coordinates of P_1 are (x_1, y_1) , and the coordinates of P_2 and P_4 are of the form $(x_1 + dx, y_1 + dy)$.

Starting with P_2 with coordinates (x_2, y_2) , then

$$\begin{aligned} x_2 &= x_1 + dx \\ y_2 &= y_1 + dy \\ x_2 &= x_1 + \frac{\partial x}{\partial u} du + \frac{\partial x}{\partial v} dv \end{aligned}$$

$$y_2 = y_1 + \frac{\partial y}{\partial u} du + \frac{\partial y}{\partial v} dv$$

but as P_1 and P_2 lie on a contour where v is constant, $dv = 0$, which means that

$$\begin{aligned} x_2 &= x_1 + \frac{\partial x}{\partial u} du \\ y_2 &= y_1 + \frac{\partial y}{\partial u} du. \end{aligned}$$

Next, P_4 with coordinates (x_4, y_4) , then

$$\begin{aligned} x_4 &= x_1 + dx \\ y_4 &= y_1 + dy \\ x_4 &= x_1 + \frac{\partial x}{\partial u} du + \frac{\partial x}{\partial v} dv \\ y_4 &= y_1 + \frac{\partial y}{\partial u} du + \frac{\partial y}{\partial v} dv \end{aligned}$$

but as P_1 and P_4 lie on a contour where u is constant, $du = 0$, which means that

$$\begin{aligned} x_4 &= x_1 + \frac{\partial x}{\partial v} dv \\ y_4 &= y_1 + \frac{\partial y}{\partial v} dv. \end{aligned}$$

We now plug the coordinates for P_1 , P_2 and P_4 into (10.6):

$$dA_1 = \begin{vmatrix} 1 & 1 & 1 \\ x_1 & x_1 + \frac{\partial x}{\partial u} du & x_1 + \frac{\partial x}{\partial v} dv \\ y_1 & y_1 + \frac{\partial y}{\partial u} du & y_1 + \frac{\partial y}{\partial v} dv \end{vmatrix}.$$

Rather than expand the determinant, let's simplify it by subtracting the first column from columns 2 and 3:

$$dA_1 = \begin{vmatrix} 1 & 0 & 0 \\ x_1 & \frac{\partial x}{\partial u} du & \frac{\partial x}{\partial v} dv \\ y_1 & \frac{\partial y}{\partial u} du & \frac{\partial y}{\partial v} dv \end{vmatrix}$$

which becomes

$$dA_1 = \begin{vmatrix} \frac{\partial x}{\partial u} du & \frac{\partial x}{\partial v} dv \\ \frac{\partial y}{\partial u} du & \frac{\partial y}{\partial v} dv \end{vmatrix}.$$

The determinant now contains the common term $du dv$, which is taken outside:

$$dA_1 = \begin{vmatrix} \frac{\partial x}{\partial u} & \frac{\partial x}{\partial v} \\ \frac{\partial y}{\partial u} & \frac{\partial y}{\partial v} \end{vmatrix} du dv.$$

Finally, we write this as

$$dA_1 = \frac{\partial(x, y)}{\partial(u, v)} du dv = |J| du dv$$

where J is the Jacobian determinant

$$J = \begin{vmatrix} \frac{\partial x}{\partial u} & \frac{\partial x}{\partial v} \\ \frac{\partial y}{\partial u} & \frac{\partial y}{\partial v} \end{vmatrix}.$$

Therefore, for the region R , we can write

$$\int \int_{R(x,y)} F(x, y) dx dy = \int \int_{R(u,v)} F[f(u, v), g(u, v)] |J| du dv$$

Let's evaluate J for converting Cartesian to polar coordinates, where

$$x = r \cos \theta$$

$$y = r \sin \theta$$

therefore,

$$\frac{\partial x}{\partial r} = \cos \theta$$

$$\frac{\partial x}{\partial \theta} = -r \sin \theta$$

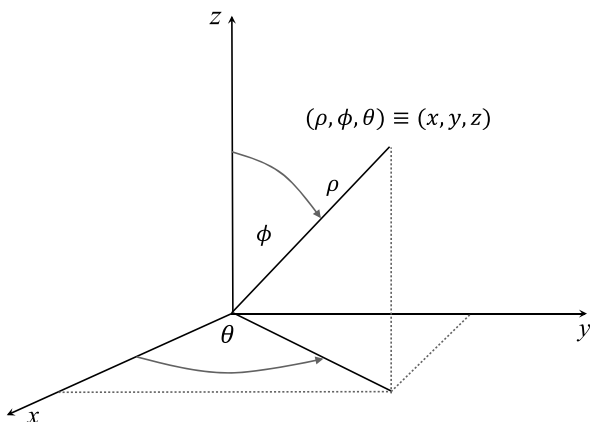
$$\frac{\partial y}{\partial r} = \sin \theta$$

$$\frac{\partial y}{\partial \theta} = r \cos \theta$$

$$\begin{aligned} J &= \begin{vmatrix} \cos \theta & -r \sin \theta \\ \sin \theta & r \cos \theta \end{vmatrix} \\ &= r \cos^2 \theta + r \sin^2 \theta \\ &= r \end{aligned}$$

therefore, $dx dy$ is replaced by $r dr d\theta$.

Fig. 10.13 Spherical polar coordinates



10.5.3 3D Jacobian

The Jacobian determinant generalises to higher dimensions, and in three dimensions becomes

$$J = \begin{vmatrix} \frac{\partial x}{\partial u} & \frac{\partial x}{\partial v} & \frac{\partial x}{\partial w} \\ \frac{\partial y}{\partial u} & \frac{\partial y}{\partial v} & \frac{\partial y}{\partial w} \\ \frac{\partial z}{\partial u} & \frac{\partial z}{\partial v} & \frac{\partial z}{\partial w} \end{vmatrix} \tag{10.7}$$

and is used in with triple integrals for calculating volumes. For example, in the next chapter I will show how a triple integral using spherical coordinates is converted into Cartesian coordinates using the appropriate Jacobian. For the moment, let's evaluate the Jacobian determinant. Figure 10.13 shows the convention used for converting the point (x, y, z) into spherical polar coordinates (ρ, ϕ, θ) . From Fig. 10.13 we see that

$$x = \rho \sin \phi \cos \theta$$

$$y = \rho \sin \phi \sin \theta$$

$$z = \rho \cos \phi$$

the partial derivatives are

$$\begin{aligned} \frac{\partial x}{\partial \rho} &= \sin \phi \cos \theta, & \frac{\partial x}{\partial \phi} &= \rho \cos \phi \cos \theta, & \frac{\partial x}{\partial \theta} &= -\rho \sin \phi \sin \theta \\ \frac{\partial y}{\partial \rho} &= \sin \phi \sin \theta, & \frac{\partial y}{\partial \phi} &= \rho \cos \phi \sin \theta, & \frac{\partial y}{\partial \theta} &= \rho \sin \phi \cos \theta \\ \frac{\partial z}{\partial \rho} &= \cos \phi, & \frac{\partial z}{\partial \phi} &= -\rho \sin \phi, & \frac{\partial z}{\partial \theta} &= 0. \end{aligned}$$

Substituting these partials in (10.7):

$$J = \begin{vmatrix} \sin \phi \cos \theta & \rho \cos \phi \cos \theta & -\rho \sin \phi \sin \theta \\ \sin \phi \sin \theta & \rho \cos \phi \sin \theta & \rho \sin \phi \cos \theta \\ \cos \phi & -\rho \sin \phi & 0 \end{vmatrix}$$

which expands to

$$\begin{aligned} \det &= \rho^2 \cos^2 \phi \cos^2 \theta \sin \phi + \rho^2 \sin^3 \phi \sin^2 \theta + \rho^2 \sin^3 \phi \cos^2 \theta \\ &\quad + \rho^2 \sin \phi \sin^2 \theta \cos^2 \phi \\ &= (\rho^2 \sin^3 \phi + \rho^2 \sin \phi \cos^2 \phi)(\sin^2 \theta + \cos^2 \theta) \\ &= \rho^2 \sin \phi (\sin^2 \phi + \cos^2 \phi) \\ &= \rho^2 \sin \phi. \end{aligned}$$

Normally, we take the absolute value of the Jacobian determinant, but in this case, $0 \leq \phi \leq \pi$, and $\rho^2 \sin \phi$ is always positive. Thus $\rho^2 \sin \phi d\phi d\theta$ replaces $dx dy dz$ in the appropriate integral.

When using cylindrical coordinates, where

$$x = \rho \cos \phi, \quad y = \rho \sin \phi, \quad z = z$$

the Jacobian is ρ :

$$\begin{aligned} J &= \begin{vmatrix} \frac{\partial x}{\partial u} & \frac{\partial x}{\partial v} & \frac{\partial x}{\partial w} \\ \frac{\partial y}{\partial u} & \frac{\partial y}{\partial v} & \frac{\partial y}{\partial w} \\ \frac{\partial z}{\partial u} & \frac{\partial z}{\partial v} & \frac{\partial z}{\partial w} \end{vmatrix} \\ &= \begin{vmatrix} \cos \phi & -\rho \sin \phi & 0 \\ \sin \phi & \rho \cos \phi & 0 \\ 0 & 0 & 1 \end{vmatrix} \\ &= \rho \cos^2 \phi + \rho \sin^2 \phi \\ &= \rho. \end{aligned}$$

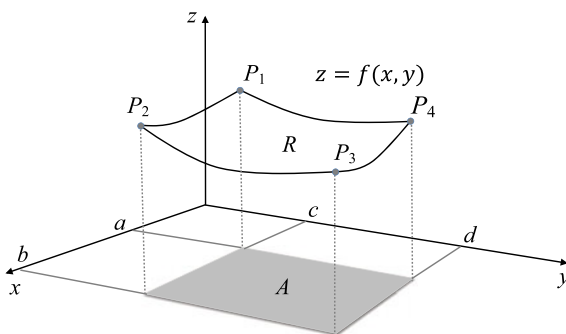
Thus the first three Jacobians are

$$J_1 = \frac{\partial x}{\partial u}, \quad J_2 = \begin{vmatrix} \frac{\partial x}{\partial u} & \frac{\partial x}{\partial v} \\ \frac{\partial y}{\partial u} & \frac{\partial y}{\partial v} \end{vmatrix}, \quad J_3 = \begin{vmatrix} \frac{\partial x}{\partial u} & \frac{\partial x}{\partial v} & \frac{\partial x}{\partial w} \\ \frac{\partial y}{\partial u} & \frac{\partial y}{\partial v} & \frac{\partial y}{\partial w} \\ \frac{\partial z}{\partial u} & \frac{\partial z}{\partial v} & \frac{\partial z}{\partial w} \end{vmatrix}$$

which are often compressed to

$$J_1 = \frac{\partial x}{\partial u}, \quad J_2 = \frac{\partial(x, y)}{\partial(u, v)}, \quad J_3 = \frac{\partial(x, y, z)}{\partial(u, v, w)}.$$

Fig. 10.14 The projection of $z = f(x, y)$ on the xy -plane



10.6 Double Integrals for Calculating Area

I will now illustrate how double integrals are used for calculating area, and in the next chapter, show how they are also used for calculating volume. To begin, look what happens when we integrate $f(x, y) = 1$ over the x -interval $[a, b]$, and the y -interval $[c, d]$:

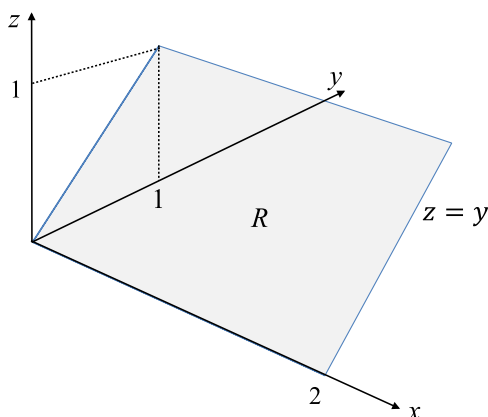
$$\begin{aligned}
 \int_c^d \int_a^b f(x, y) dx dy &= \int_c^d \int_a^b 1 dx dy \\
 &= \int_c^d [x]_a^b dy \\
 &= \int_c^d (b - a) dy \\
 &= (b - a) \int_c^d 1 dy \\
 &= (b - a)[y]_c^d \\
 &= (b - a)(d - c).
 \end{aligned}$$

The result is the product of the x - and y -intervals, which is the region A formed by a 3D surface projected onto the xy -plane, as shown in Fig. 10.14. The actual area of the surface created by $z = f(x, y)$ bounded by the points P_1 , P_2 , P_3 and P_4 is given by

$$R = \int_c^d \int_a^b \sqrt{1 + \left(\frac{\partial z}{\partial x}\right)^2 + \left(\frac{\partial z}{\partial y}\right)^2} dx dy. \quad (10.8)$$

Let's show how (10.8) is used to compute area. The first example is simple and is shown in Fig. 10.15, where $z = f(x, y) = y$. The x -interval is $[0, 2]$ and the y -interval is $[0, 1]$. By inspection, the area equals $2\sqrt{2}$. Calculating the partial deriva-

Fig. 10.15 Part of the surface $z = y$



tives, we have

$$\frac{\partial z}{\partial x} = 0, \quad \text{and} \quad \frac{\partial z}{\partial y} = 1$$

therefore, (10.8) becomes

$$\begin{aligned} R &= \int_0^1 \int_0^2 \sqrt{1 + 0^2 + 1^2} \, dx \, dy \\ &= \sqrt{2} \int_0^1 \int_0^2 1 \, dx \, dy \\ &= \sqrt{2} \int_0^1 [x]_0^2 \, dy \\ &= 2\sqrt{2} \int_0^1 1 \, dy \\ &= 2\sqrt{2}[y]_0^1 \\ &= 2\sqrt{2}. \end{aligned}$$

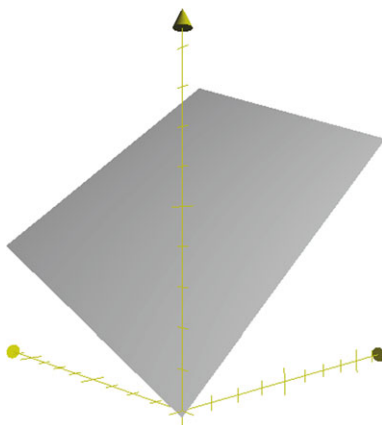
The second example is shown in Fig. 10.16, where $z = f(x, y) = 4x + 2y$. The x -interval is $[0, 1]$ and the y -interval is $[0, 1]$. Calculating the partial derivatives, we have

$$\frac{\partial z}{\partial x} = 4, \quad \text{and} \quad \frac{\partial z}{\partial y} = 2$$

therefore, (10.8) becomes

$$R = \int_0^1 \int_0^1 \sqrt{1 + 4^2 + 2^2} \, dx \, dy$$

Fig. 10.16 Part of the surface $z = 4x + 2y$



$$\begin{aligned}
 &= \sqrt{21} \int_0^1 \int_0^1 1 \, dx \, dy \\
 &= \sqrt{21} \int_0^1 [x]_0^1 \, dy \\
 &= \sqrt{21} \int_0^1 1 \, dy \\
 &= \sqrt{21} [y]_0^1 \\
 &= \sqrt{21}.
 \end{aligned}$$

We can also calculate the area of the surface $z = 4x + 2y$ contained within a specific region on the xy -plane as follows. For example, say the region is defined by

$$x^2 + y^2 = 1$$

as shown in Fig. 10.17, we calculate the area as follows.

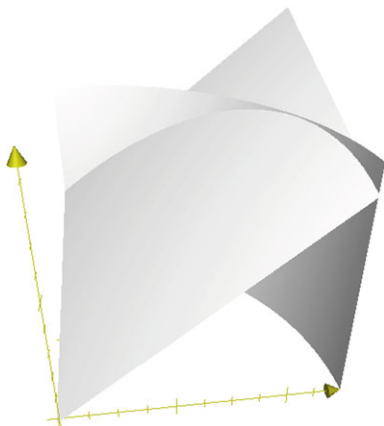
To begin, we use spherical polar coordinates instead of Cartesian coordinates, incorporating the vital Jacobian, and rewrite (10.8) as

$$R = \int_0^{\pi/2} \int_0^1 \sqrt{1 + \left(\frac{\partial z}{\partial x}\right)^2 + \left(\frac{\partial z}{\partial y}\right)^2} r \, dr \, d\theta. \quad (10.9)$$

The inner integral integrates over the polar radius interval $[0, 1]$, and the outer integral integrates over the polar angle θ $[0, \pi/2]$. Using the same equations, we have

$$\begin{aligned}
 R &= \int_0^{\pi/2} \int_0^1 \sqrt{1 + \left(\frac{\partial z}{\partial x}\right)^2 + \left(\frac{\partial z}{\partial y}\right)^2} r \, dr \, d\theta \\
 &= \int_0^{\pi/2} \int_0^1 \sqrt{1 + 4^2 + 2^2} r \, dr \, d\theta
 \end{aligned}$$

Fig. 10.17 The graph of $z = 4x + 2y$ intersecting the cylinder defined by $x^2 + y^2 = 1$ on the xy -plane



$$\begin{aligned}
 &= \sqrt{21} \int_0^{\pi/2} \int_0^1 r \, dr \, d\theta \\
 &= \sqrt{21} \int_0^{\pi/2} [r]_0^1 \, d\theta \\
 &= \sqrt{21} \int_0^{\pi/2} 1 \, d\theta \\
 &= \sqrt{21} [\theta]_0^{\pi/2} \\
 &= \frac{\sqrt{21}\pi}{2} \\
 &\approx 7.2.
 \end{aligned}$$

For a third example, Fig. 10.18 shows part of a cone $z = 4(x^2 + y^2)$ intersecting a cylinder defined by $x^2 + y^2 = 1$ on the xy -plane. Let's calculate the area of the cylinder contained within the cylindrical region.

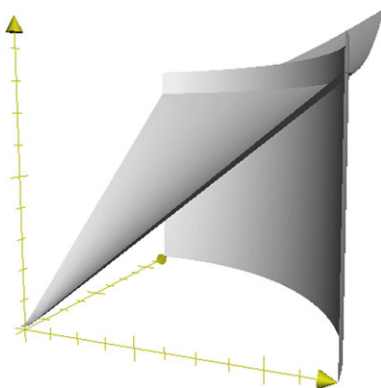
The partial derivatives are

$$\frac{\partial z}{\partial x} = \frac{4x}{\sqrt{x^2 + y^2}}, \quad \text{and} \quad \frac{\partial z}{\partial y} = \frac{4y}{\sqrt{x^2 + y^2}}$$

therefore, using (10.9) we have

$$\begin{aligned}
 R &= \int_0^{\pi/2} \int_0^1 \sqrt{1 + \left(\frac{\partial z}{\partial x}\right)^2 + \left(\frac{\partial z}{\partial y}\right)^2} r \, dr \, d\theta \\
 &= \int_0^{\pi/2} \int_0^1 \sqrt{1 + \left(\frac{4x}{\sqrt{x^2 + y^2}}\right)^2 + \left(\frac{4y}{\sqrt{x^2 + y^2}}\right)^2} r \, dr \, d\theta
 \end{aligned}$$

Fig. 10.18 The graph of $z = 4(x^2 + y^2)$ intersecting the cylinder defined by $x^2 + y^2 = 1$ on the xy -plane



$$\begin{aligned}
 &= \int_0^{\pi/2} \int_0^1 \sqrt{1 + \frac{16x^2}{x^2 + y^2} + \frac{16y^2}{x^2 + y^2}} r \, dr \, d\theta \\
 &= \sqrt{17} \int_0^{\pi/2} \int_0^1 r \, dr \, d\theta \\
 &= \sqrt{17} \int_0^{\pi/2} [r]_0^1 \, d\theta \\
 &= \sqrt{17} \int_0^{\pi/2} 1 \, d\theta \\
 &= \sqrt{17} [\theta]_0^{\pi/2} \\
 &= \frac{\sqrt{17}\pi}{2} \\
 &\approx 6.48.
 \end{aligned}$$

The above examples have been carefully chosen so that the radical within the integrand reduces to some numerical value. Unfortunately, this is not always the case, and integration has to involve software or numerical methods.

10.7 Summary

In this chapter we have derived formulae to compute the surface area of contours rotated about the x - and y -axis. In particular:

$$\text{To rotate about the } x\text{-axis} \quad S = 2\pi \int_a^b f(x) \sqrt{1 + \left[\frac{dy}{dx} \right]^2} dx$$

To rotate about the y -axis
$$S = 2\pi \int_a^b f(y) \sqrt{1 + \left[\frac{dx}{dy}\right]^2} dy.$$

If the function is described parametrically with $x = f_x(t)$ and $y = f_y(t)$ where $\alpha \leq t \leq \beta$ then

To rotate about the x -axis
$$S = 2\pi \int_\alpha^\beta f_y(t) \sqrt{\left(\frac{dx}{dt}\right)^2 + \left(\frac{dy}{dt}\right)^2} dt$$

To rotate about the y -axis
$$S = 2\pi \int_\alpha^\beta f_x(t) \sqrt{\left(\frac{dx}{dt}\right)^2 + \left(\frac{dy}{dt}\right)^2} dt.$$

We have also seen how double integrals are used for calculating the area of surfaces described by functions of the form $z = f(x, y)$:

$$R = \iint_R \sqrt{1 + \left(\frac{\partial z}{\partial x}\right)^2 + \left(\frac{\partial z}{\partial y}\right)^2} dx dy$$

and its spherical polar equivalent

$$R = \iint_R \sqrt{1 + \left(\frac{\partial z}{\partial x}\right)^2 + \left(\frac{\partial z}{\partial y}\right)^2} r dr d\theta.$$

Finally, we came across the Jacobian, which provides a vital parameter when changing the independent variable in an integral. The first three Jacobian determinants are

$$J_1 = \frac{\partial x}{\partial u}, \quad J_2 = \begin{vmatrix} \frac{\partial x}{\partial u} & \frac{\partial x}{\partial v} \\ \frac{\partial y}{\partial u} & \frac{\partial y}{\partial v} \end{vmatrix}, \quad J_3 = \begin{vmatrix} \frac{\partial x}{\partial u} & \frac{\partial x}{\partial v} & \frac{\partial x}{\partial w} \\ \frac{\partial y}{\partial u} & \frac{\partial y}{\partial v} & \frac{\partial y}{\partial w} \\ \frac{\partial z}{\partial u} & \frac{\partial z}{\partial v} & \frac{\partial z}{\partial w} \end{vmatrix}$$

which are often written as

$$J_1 = \frac{\partial x}{\partial u}, \quad J_2 = \frac{\partial(x, y)}{\partial(u, v)}, \quad J_3 = \frac{\partial(x, y, z)}{\partial(u, v, w)}.$$

Chapter 11

Volume

11.1 Introduction

In this chapter I introduce four techniques for calculating the volume of various geometric objects. Two techniques are associated with solids of revolution, where an object is cut into flat slices or concentric cylindrical shells and summed over the object's extent using a single integral. The third technique employs two integrals where the first computes the area of a slice through a volume, and the second sums these areas over the object's extent. The fourth technique employs three integrals to sum the volume of an object. We start with the slicing technique.

11.2 Solid of Revolution: Disks

In the previous chapter we saw that the area of a swept surface is calculated using

$$S = 2\pi \int_a^b f(x) \sqrt{1 + \left[\frac{dy}{dx}\right]^2} dx.$$

Now let's show that the contained volume is given by

$$V = \pi \int_a^b [f(x)]^2 dx.$$

Figure 11.1 shows a contour described by $y = f(x)$ rotated about the x -axis creating a solid of revolution. If we imagine this object cut into a series of thin slices, then the entire volume is the sum of the volumes of the individual slices. However, if we cut a real solid of revolution into a collection of slices, it is highly likely that each slice forms a right conical frustum, where the diameter of one side differs slightly from the other side. Therefore, our numerical strategy assumes that the slices are infinitesimally thin, and are thin disks with a volume equal to $\pi r^2 \Delta x$.

Fig. 11.1 Dividing a volume of revolution into small disks

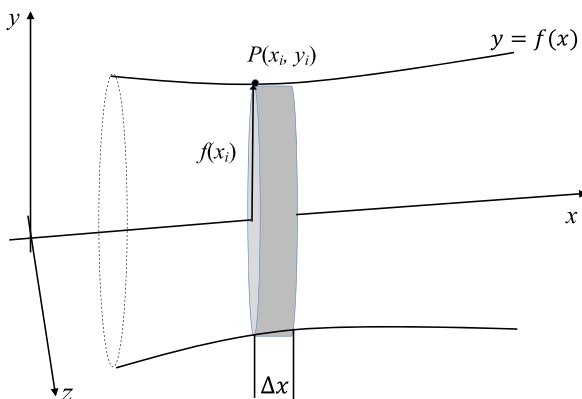


Figure 11.1 shows a point $P(x_i, y_i)$ on the contour touching a disk with radius $f(x_i)$ and thickness Δx . Therefore, the volume of the disk is

$$V_i = \pi [f(x_i)]^2 \Delta x.$$

Dividing the contour into n such disks, and letting n tend towards infinity, the entire volume is given by

$$V = \lim_{n \rightarrow \infty} \sum_{i=1}^n \pi [f(x_i)]^2 \Delta x$$

which in integral form is

$$V = \pi \int_a^b [f(x)]^2 dx. \quad (11.1)$$

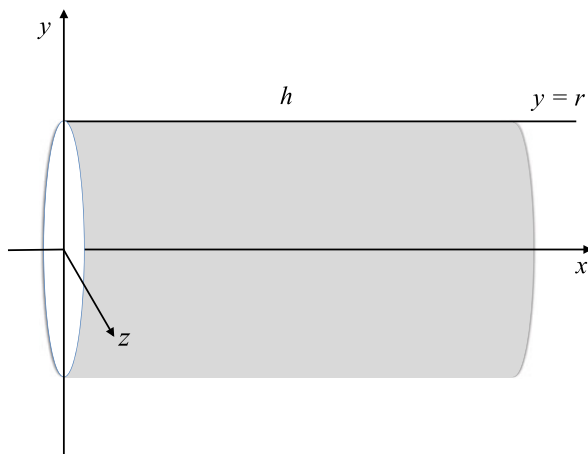
Let's apply (11.1) to the same objects used for computing the surface area of surfaces of revolution.

11.2.1 Volume of a Cylinder

The geometry required to compute the volume of a cylinder is shown in Fig. 11.2, where $y = r$ —the radius—and h is the height. Therefore, using (11.1) we have

$$\begin{aligned} V &= \pi \int_a^b [f(x)]^2 dx \\ &= \pi \int_0^h r^2 dx \\ &= \pi r^2 \int_0^h 1 dx \end{aligned}$$

Fig. 11.2 Computing the volume of a cylinder



$$\begin{aligned}
 &= \pi r^2 [x]_0^h \\
 &= \pi r^2 h.
 \end{aligned}$$

11.2.2 Volume of a Right Cone

The geometry required to compute the volume of a right cone is shown in Fig. 11.3, where $y = rx/h$. Therefore, using (11.1) we have

$$\begin{aligned}
 V &= \pi \int_a^b [f(x)]^2 dx \\
 &= \pi \int_0^h \frac{r^2}{h^2} x^2 dx \\
 &= \frac{\pi r^2}{h^2} \int_0^h x^2 dx \\
 &= \frac{\pi r^2}{h^2} \left[\frac{1}{3} x^3 \right]_0^h \\
 &= \frac{\pi r^2}{3h^2} h^3 \\
 &= \frac{1}{3} \pi r^2 h.
 \end{aligned}$$

Fig. 11.3 Computing the volume of a right cone

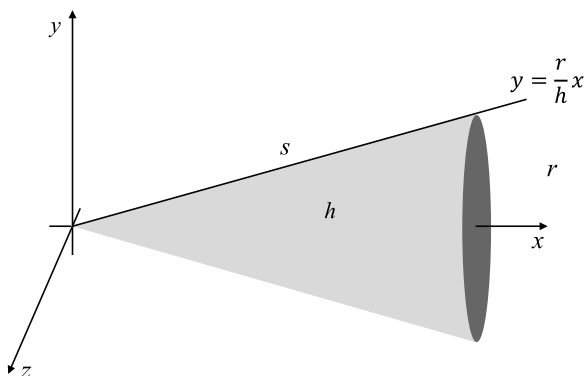
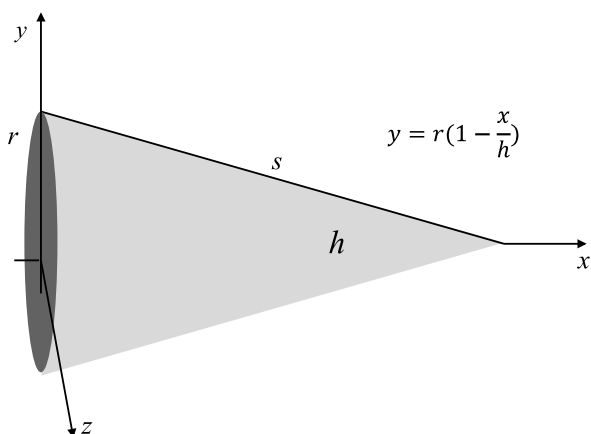


Fig. 11.4 Reversing the orientation of a right cone



Reversing the orientation of the cone as shown in Fig. 11.4, such that $y = r(1 - x/h)$ we have

$$\begin{aligned}
 V &= \pi \int_a^b [f(x)]^2 dx \\
 &= \pi \int_0^h r^2 \left(1 - \frac{x}{h}\right)^2 dx \\
 &= \pi r^2 \int_0^h \left(1 - \frac{x}{h}\right)^2 dx \\
 &= \pi r^2 \int_0^h \left(1 - \frac{2x}{h} + \frac{x^2}{h^2}\right) dx \\
 &= \pi r^2 \left[x - \frac{x^2}{h} + \frac{x^3}{3h^2} \right]_0^h
 \end{aligned}$$

$$\begin{aligned}
 &= \pi r^2 \left(h - h + \frac{h}{3} \right) \\
 &= \frac{1}{3} \pi r^2 h.
 \end{aligned}$$

We could have also integrated this as follows:

$$\begin{aligned}
 V &= \pi \int_a^b [f(x)]^2 dx \\
 &= \pi \int_0^h r^2 \left(1 - \frac{x}{h} \right)^2 dx \\
 &= \pi r^2 \int_0^h \left(1 - \frac{x}{h} \right)^2 dx.
 \end{aligned}$$

Substituting

$$u = 1 - \frac{x}{h}$$

where $du/dx = -1/h$, or $dx = -h du$, and calculating new limits for u : $[1, 0]$, we have

$$\begin{aligned}
 V &= \pi r^2 \int_1^0 u^2 (-h) du \\
 &= \pi r^2 h \int_0^1 u^2 du \\
 &= \pi r^2 h \left[\frac{u^3}{3} \right]_0^1 \\
 &= \frac{1}{3} \pi r^2 h.
 \end{aligned}$$

11.2.3 Volume of a Right Conical Frustum

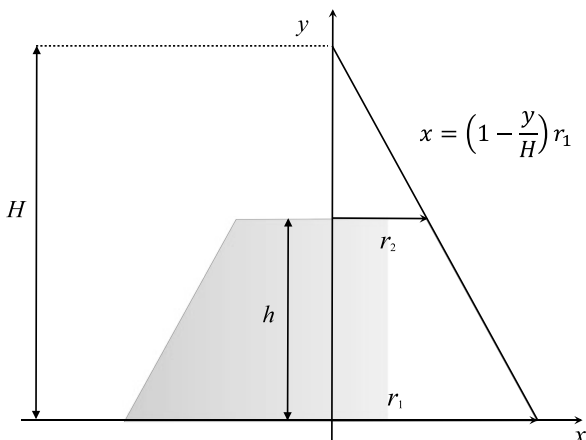
Figure 11.5 shows the geometry to compute the volume of a right conical frustum, but this time the contour is rotated about the y -axis. The integral to achieve this is

$$V = \pi \int_a^b [f(y)]^2 dy$$

and the contour to be rotated about the y -axis is

$$x = \left(1 - \frac{y}{H} \right) r_1$$

Fig. 11.5 Computing the volume of a right conical frustum



with the integral for the volume:

$$V = \pi r_1^2 \int_0^h \left(1 - \frac{y}{H}\right)^2 dy.$$

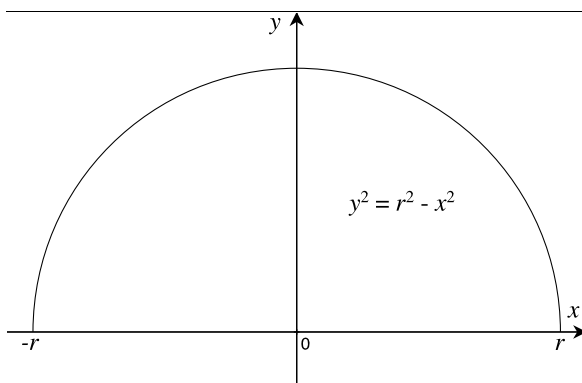
However, in reality, we will not know the value of H , but we would know the values of r_1 and r_2 . Therefore, with a little manipulation, the contour can be written as

$$x = \frac{hr_1 + y(r_2 - r_1)}{h}$$

which confirms that when $y = 0$, $x = r_1$, and when $y = h$, $x = r_2$. Therefore, the volume can be written in terms of r_1 , r_2 and h as:

$$\begin{aligned} V &= \frac{\pi}{h^2} \int_0^h [hr_1 + y(r_2 - r_1)]^2 dy \\ &= \frac{\pi}{h^2} \int_0^h [h^2 r_1^2 + 2hr_1 y(r_2 - r_1) + y^2(r_2 - r_1)^2] dy \\ &= \frac{\pi}{h^2} \left[h^2 r_1^2 y + hr_1 y^2(r_2 - r_1) + \frac{y^3}{3}(r_2^2 - 2r_1 r_2 + r_1^2) \right]_0^h \\ &= \frac{\pi}{h^2} \left[h^3 r_1^2 + h^3 r_1(r_2 - r_1) + \frac{h^3}{3}(r_2^2 - 2r_1 r_2 + r_1^2) \right] \\ &= \frac{\pi h}{3} (3r_1^2 + 3r_1 r_2 - 3r_1^2 + r_2^2 - 2r_1 r_2 + r_1^2) \\ &= \frac{\pi h}{3} (r_1^2 + r_2^2 + r_1 r_2). \end{aligned}$$

Fig. 11.6 A semi-circle used to form a sphere



For example, when $r_1 = 2$ cm, $r_2 = 4$ cm and $h = 3$ cm, then

$$V = \frac{3\pi}{3}(2^2 + 4^2 + 8) = 28\pi \text{ cm}^3.$$

11.2.4 Volume of a Sphere

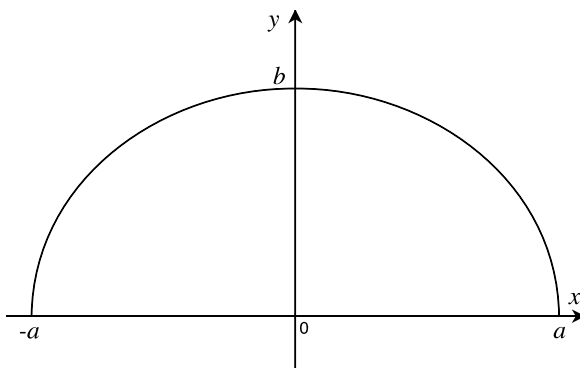
A sphere is easily created by rotating a semi-circle about the x - or y -axis, as shown in Fig. 11.6, where the equation of the contour is given by

$$y^2 = r^2 - x^2.$$

Using (11.1), the volume is

$$\begin{aligned} V &= \pi \int_{-r}^r y^2 dx \\ &= \pi \int_{-r}^r (r^2 - x^2) dx \\ &= \pi \left[r^2 x - \frac{x^3}{3} \right]_{-r}^r \\ &= \pi \left(r^3 - \frac{r^3}{3} + r^3 - \frac{r^3}{3} \right) \\ &= \frac{4}{3} \pi r^3. \end{aligned}$$

Fig. 11.7 An ellipse used to form an ellipsoid



11.2.5 Volume of an Ellipsoid

Figure 11.7 shows part of an ellipse, which when rotated about the x -axis creates a 3D ellipsoid. Using (11.1) with the equation for an ellipse:

$$\left(\frac{x}{a}\right)^2 + \left(\frac{y}{b}\right)^2 = 1$$

we have

$$y^2 = \frac{b^2}{a^2}(a^2 - x^2)$$


where the ellipsoid's volume is given by

$$\begin{aligned} V &= \pi \int_{-a}^a y^2 dx \\ &= \pi \frac{b^2}{a^2} \int_{-a}^a (a^2 - x^2) dx \\ &= \pi \frac{b^2}{a^2} \left[a^2x - \frac{x^3}{3} \right]_{-a}^a \\ &= \pi \frac{b^2}{a^2} \left(a^3 - \frac{a^3}{3} + a^3 - \frac{a^3}{3} \right) \\ &= \frac{4}{3} \pi ab^2. \end{aligned}$$

Figure 11.8 shows an ellipsoid.

Sweeping the ellipse about the y -axis creates another ellipsoid, with a different volume given by

$$V = \pi \int_{-b}^b x^2 dy$$

Fig. 11.8 An ellipsoid

$$\begin{aligned}
 &= \pi \frac{a^2}{b^2} \int_{-b}^b (b^2 - y^2) dy \\
 &= \pi \frac{a^2}{b^2} \left[b^2 y - \frac{y^3}{3} \right]_{-b}^b \\
 &= \pi \frac{a^2}{b^2} \left(b^3 - \frac{b^3}{3} + b^3 - \frac{b^3}{3} \right) \\
 &= \frac{4}{3} \pi a^2 b.
 \end{aligned}$$

Observe that in both cases when $a = b = r$, the object is a sphere with a volume of $4\pi r^3/3$.

11.2.6 Volume of a Paraboloid

Figure 11.9 shows a parabola, which when rotated about the y -axis forms a 3D paraboloid. To rotate about the y -axis the equation of the parabola is

$$x = \sqrt{y}$$

where the y -interval is $[0, h]$. The volume of the paraboloid is

$$\begin{aligned}
 V &= \pi \int_0^h x^2 dy \\
 &= \pi \int_0^h y dy \\
 &= \pi \left[\frac{y^2}{2} \right]_0^h \\
 &= \frac{\pi h^2}{2}.
 \end{aligned}$$

Fig. 11.9 A parabola, which when rotated about the y -axis creates a paraboloid

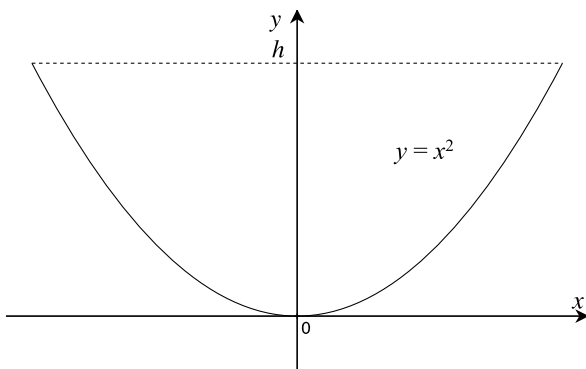
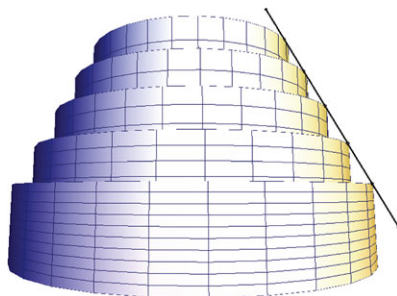


Fig. 11.10 A paraboloid



Fig. 11.11 A series of concentric shells



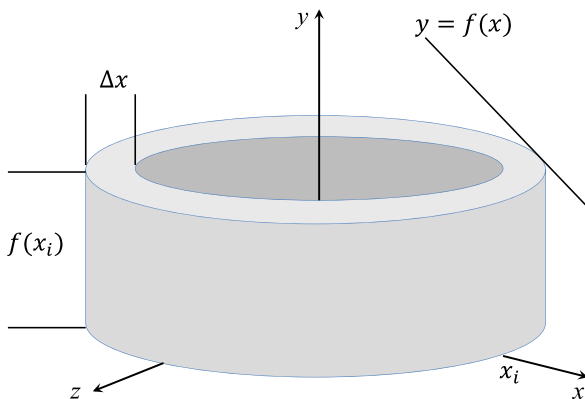
If the x -interval is $[0, 1]$, then $h = 1$, and the volume is $\pi/2$. Figure 11.10 shows a paraboloid.

11.3 Solid of Revolution: Shells

A solid of revolution can also be constructed from a collection of concentric cylindrical shells as shown in Fig. 11.11, where the object's shape is defined by the contour $y = f(x)$ which is rotated about the y -axis. Figure 11.12 shows one of the cylindrical shells with a radius of x_i , $f(x_i)$ high and Δx thick. As the shell is assumed to be infinitesimally thin, the volume of the shell is

$$V_i = 2\pi x_i f(x_i) \Delta x.$$

Fig. 11.12 Dimensions for one concentric shell



Dividing the solid into n such shells, and letting n tend towards infinity, the entire volume is given by

$$V = \lim_{n \rightarrow \infty} \sum_{i=1}^n 2\pi x_i f(x_i) \Delta x$$

which in integral form is

$$V = 2\pi \int_a^b x f(x) dx. \tag{11.2}$$

Similarly, when the contour is rotated about the x -axis, the integral is

$$V = 2\pi \int_c^d y f(y) dy. \tag{11.3}$$

Let's test (11.2) and (11.3) with various contours.

11.3.1 Volume of a Cylinder

Figure 11.13 shows the geometry to create a cylinder with radius r , and height h to be rotated about the y -axis. Using (11.2) the volume is

$$\begin{aligned} V &= 2\pi \int_a^b x f(x) dx \\ &= 2\pi \int_0^r x h dx \\ &= 2\pi h \left[\frac{x^2}{2} \right]_0^r \\ &= \pi r^2 h. \end{aligned}$$

Fig. 11.13 The geometry used to create a cylinder

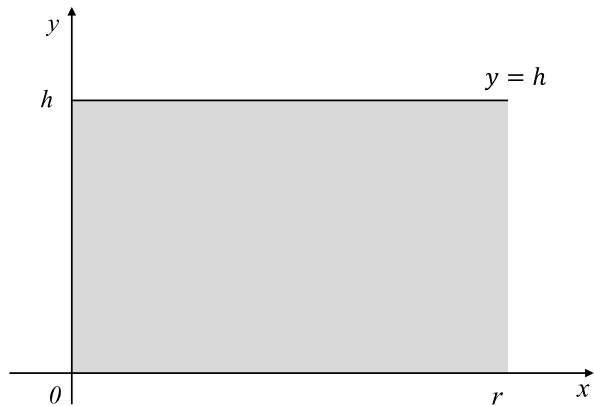
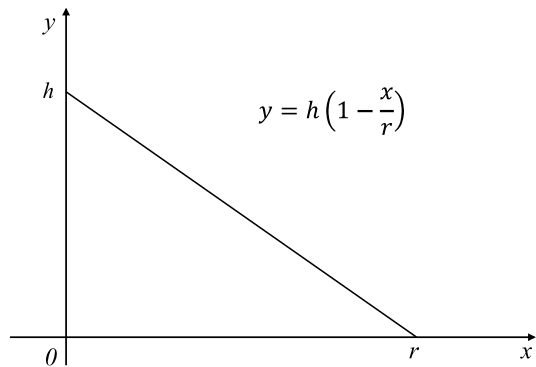


Fig. 11.14 The geometry used to create a right cone

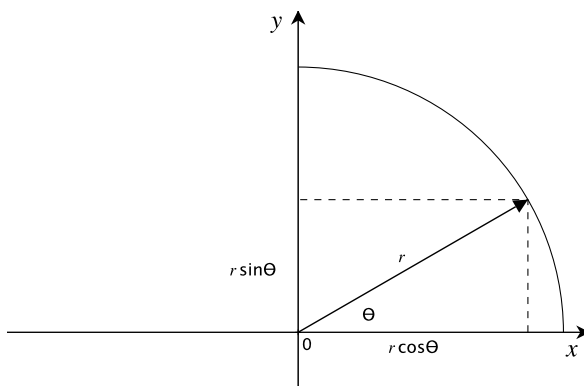


11.3.2 Volume of a Right Cone

Figure 11.14 shows a straight line represented by $y = h(1 - x/r)$, which when rotated about the y -axis sweeps out a right cone with radius r , and height h . Its volume is given by

$$\begin{aligned}
 V &= 2\pi \int_0^r x f(x) dx \\
 &= 2\pi \int_0^r x h \left(1 - \frac{x}{r}\right) dx \\
 &= 2\pi h \int_0^r \left(x - \frac{x^2}{r}\right) dx \\
 &= 2\pi h \left[\frac{x^2}{2} - \frac{x^3}{3r} \right]_0^r
 \end{aligned}$$

Fig. 11.15 The geometry used to create a hemisphere



$$\begin{aligned}
 &= 2\pi h \left(\frac{r^2}{2} - \frac{r^2}{3} \right) \\
 &= \frac{\pi r^2 h}{3}.
 \end{aligned}$$

11.3.3 Volume of a Sphere

Figure 11.15 shows the geometry to create a hemisphere with radius r to be rotated about the y -axis. As we have seen before, it is convenient to use polar coordinates when dealing with circles and spheres, therefore, our equations are

$$x = r \cos \theta \quad \text{and} \quad y = r \sin \theta.$$

The original interval for x is $[0, r]$, which for θ is $[\pi/2, 0]$. Therefore,

$$\frac{dx}{d\theta} = -r \sin \theta \quad \text{or} \quad dx = -r \sin \theta d\theta.$$

Using (11.2) the volume is

$$\begin{aligned}
 V &= 2\pi \int_0^r x f(x) dx \\
 &= 2\pi \int_{\pi/2}^0 r \cos \theta r \sin \theta (-r \sin \theta) d\theta \\
 &= -2\pi r^3 \int_{\pi/2}^0 \cos \theta \sin^2 \theta d\theta \\
 &= -2\pi r^3 \int_{\pi/2}^0 \cos \theta (1 - \cos^2 \theta) d\theta
 \end{aligned}$$

$$\begin{aligned}
&= -2\pi r^3 \int_{\pi/2}^0 \cos \theta \, d\theta + 2\pi r^3 \int_{\pi/2}^0 \cos^3 \theta \, d\theta \\
&= -2\pi r^3 [\sin \theta]_{\pi/2}^0 + 2\pi r^3 \int_{\pi/2}^0 \cos^3 \theta \, d\theta \\
&= 2\pi r^3 + 2\pi r^3 \int_{\pi/2}^0 \cos^3 \theta \, d\theta.
\end{aligned}$$

From Appendix B, we see that

$$\int \cos^3 \theta \, d\theta = \frac{\sin \theta \cos^2 \theta}{3} + \frac{2}{3} \sin \theta + C.$$

Therefore,

$$\begin{aligned}
V &= 2\pi r^3 + 2\pi r^3 \left[\frac{\sin \theta \cos^2 \theta}{3} + \frac{2}{3} \sin \theta \right]_{\pi/2}^0 \\
&= 2\pi r^3 - 2\pi r^3 \frac{2}{3} \\
&= \frac{2}{3} \pi r^3
\end{aligned}$$

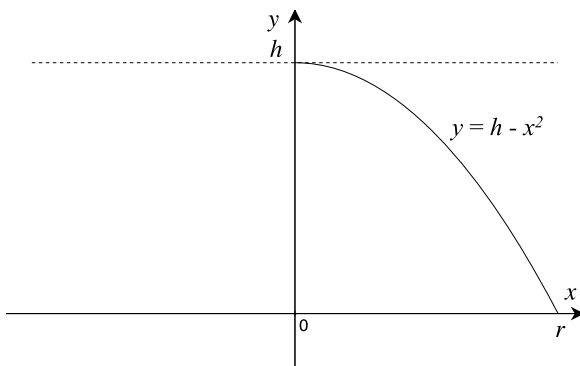
which makes a sphere's volume $4/3\pi r^3$.

11.3.4 Volume of a Paraboloid

We have already seen that the volume of a paraboloid using $y = x^2$ is $\pi h^2/2$, where h is the height. The following shell method computes the volume surrounding the paraboloid, which using (11.2) gives

$$\begin{aligned}
V &= 2\pi \int_0^r x f(x) \, dx \\
&= 2\pi \int_0^r x x^2 \, dx \\
&= 2\pi \int_0^r x^3 \, dx \\
&= 2\pi \left[\frac{x^4}{4} \right]_0^r \\
&= \frac{\pi r^4}{2}
\end{aligned}$$

Fig. 11.16 The geometry used to create a paraboloid



and if the x -interval is $[0, 1]$, then $h = r^2$, and $V = \pi h^2/2$. Which shows that the volume of inner paraboloid equals the enclosing volume. In order to compute the volume of a paraboloid using the shell technique, the parabola has to be inverted, as shown in Fig. 11.16.

$$\begin{aligned}
 V &= 2\pi \int_0^r x f(x) dx \\
 &= 2\pi \int_0^r x(h - x^2) dx \\
 &= 2\pi \int_0^r (xh - x^3) dx \\
 &= 2\pi \left[\frac{x^2 h}{2} - \frac{x^4}{4} \right]_0^r \\
 &= 2\pi \left(\frac{r^2 h}{2} - \frac{r^4}{4} \right).
 \end{aligned}$$

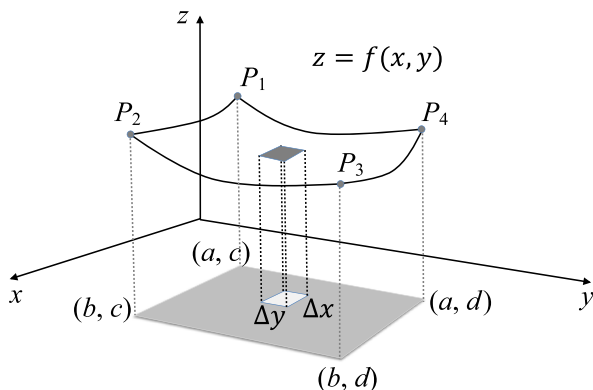
But in our equation, $h = r^2$, therefore,

$$\begin{aligned}
 V &= 2\pi \left(\frac{h^2}{2} - \frac{h^2}{4} \right) \\
 &= \frac{\pi h^2}{2}.
 \end{aligned}$$

11.4 Volumes with Double Integrals

Figure 11.17 illustrates a 3D function where $z = f(x, y)$ over a region R defined by the limits $a \leq x \leq b$ and $c \leq y \leq d$, whose area is projected onto the xy -plane. If

Fig. 11.17 A surface created by $z = f(x, y)$



we consider a small rectangular tile on the xy -plane with dimensions Δx and Δy , the volume of this column is approximately

$$\Delta V \approx f(x_i, y_j) \Delta x \cdot \Delta y$$

where i and j identify a specific tile. Therefore, the total volume is

$$V \approx \sum_{i,j} f(x_i, y_j) \Delta x \cdot \Delta y.$$

In the limit

$$V = \lim_{\Delta x, \Delta y \rightarrow 0} \sum_{i,j} f(x_i, y_j) \Delta x \cdot \Delta y$$

or in integral form:

$$V = \int_a^b \int_c^d f(x, y) dx dy$$

where the inner integral is evaluated first, followed by the outer integral. The integral can be written in two ways:

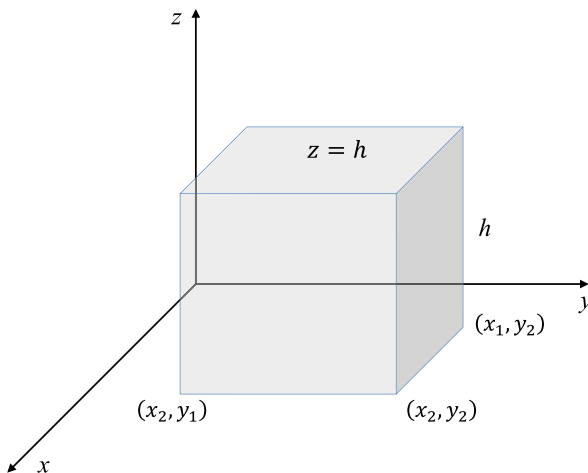
$$V = \int_a^b \int_c^d f(x, y) dx dy = \int_c^d \int_a^b f(x, y) dy dx. \tag{11.4}$$

Let's apply (11.4) in various scenarios.

11.4.1 Objects with a Rectangular Base

Example (Rectangular box) Figure 11.18 shows a rectangular box whose top surface is defined by $z = h$, with base dimensions $(x_2 - x_1)$ and $(y_2 - y_1)$, where the

Fig. 11.18 A rectangular box



enclosed volume is

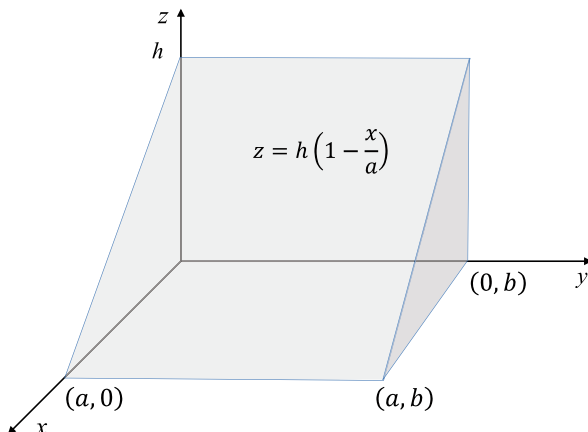
$$V = h(x_2 - x_1)(y_2 - y_1).$$

This is confirmed by (11.4) as follows:

$$\begin{aligned} V &= \int_{y_1}^{y_2} \int_{x_1}^{x_2} f(x, y) \, dx \, dy \\ &= \int_{y_1}^{y_2} \int_{x_1}^{x_2} h \, dx \, dy \\ &= h \int_{y_1}^{y_2} \int_{x_1}^{x_2} 1 \, dx \, dy \\ &= h \int_{y_1}^{y_2} [x]_{x_1}^{x_2} \, dy \\ &= h \int_{y_1}^{y_2} (x_2 - x_1) \, dy \\ &= h(x_2 - x_1) \int_{y_1}^{y_2} 1 \, dy \\ &= h(x_2 - x_1)[y]_{y_1}^{y_2} \\ &= h(x_2 - x_1)(y_2 - y_1). \end{aligned}$$

Example (Rectangular prism) Figure 11.19 shows a rectangular prism whose top sloping surface is defined by $z = h(1 - x/a)$, with base dimensions a and b , where the enclosed volume is

$$V = \frac{hab}{2}.$$

Fig. 11.19 A prism

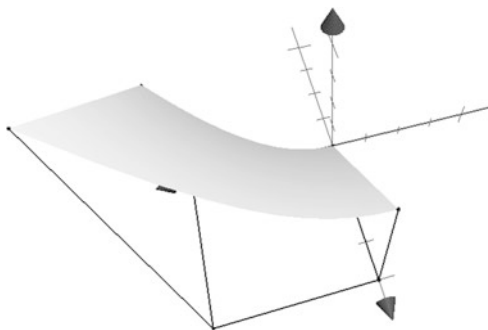
This is confirmed by (11.4) as follows:

$$\begin{aligned}
 V &= \int_{y_1}^{y_2} \int_{x_1}^{x_2} f(x, y) \, dx \, dy \\
 &= \int_0^b \int_0^a h \left(1 - \frac{x}{a} \right) \, dx \, dy \\
 &= h \int_0^b \int_0^a \left(1 - \frac{x}{a} \right) \, dx \, dy \\
 &= h \int_0^b \left[x - \frac{x^2}{2a} \right]_0^a \, dy \\
 &= h \int_0^b \left(a - \frac{a}{2} \right) \, dy \\
 &= \frac{ha}{2} \int_0^b 1 \, dy \\
 &= \frac{ha}{2} [y]_0^b \\
 &= \frac{hab}{2}.
 \end{aligned}$$

Example (Curved top) Figure 11.20 shows an object with a square base and curved top defined by $z = x^2 + y$. Given that the x - and y -intervals are $[0, 1]$, then the enclosed volume is:

$$V = \int_{y_1}^{y_2} \int_{x_1}^{x_2} f(x, y) \, dx \, dy$$

Fig. 11.20 An object with a curved top



$$\begin{aligned}
 &= \int_0^1 \int_0^1 (x^2 + y) \, dx \, dy \\
 &= \int_0^1 \left[\frac{x^3}{3} + xy \right]_0^1 \, dy \\
 &= \int_0^1 \left(y + \frac{1}{3} \right) \, dy \\
 &= \left[\frac{y^2}{2} + \frac{y}{3} \right]_0^1 \\
 &= \left(\frac{1}{2} + \frac{1}{3} \right) \\
 &= \frac{5}{6}.
 \end{aligned}$$

11.4.2 Objects with a Circular Base

The same double integral works with polar coordinates, which enables us to compute the volume of objects with a circular base. We have already seen that when moving from Cartesian coordinates to polar coordinates, the appropriate Jacobian must be included. In this case, the following substitutions are:

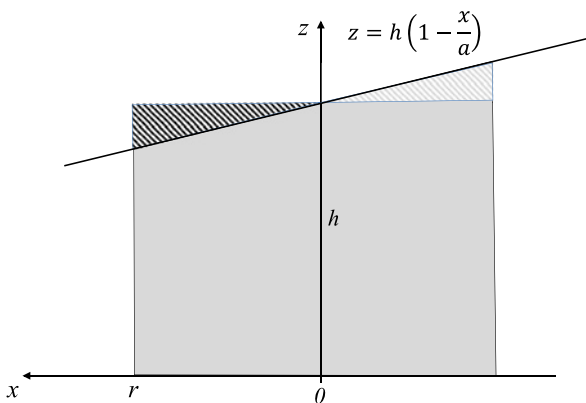
$$\begin{aligned}
 x &= r \cos \theta \\
 y &= r \sin \theta \\
 dx \, dy &= r \, dr \, d\theta
 \end{aligned}$$

which transforms (11.4) into

$$V = \int_a^b \int_c^d f(x, y) \, dx \, dy = \int_0^a \int_0^{2\pi} f(r \cos \theta, r \sin \theta) r \, d\theta \, dr. \tag{11.5}$$

Let's test (11.5) using various objects.

Fig. 11.21 Cross section of a cylinder and intersecting plane



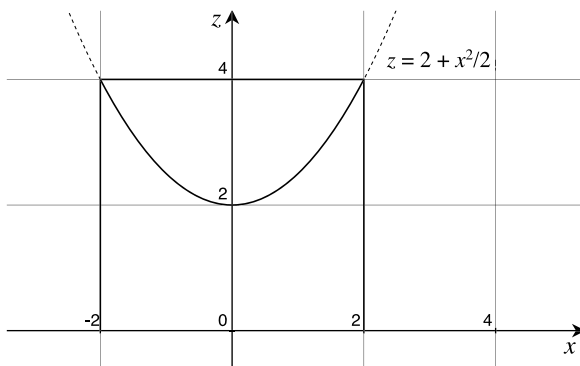
Example (Cylinder) The volume of a cylinder with radius a and $f(r \cos \theta, r \sin \theta) = h$ is $\pi a^2 h$, which is confirmed as follows:

$$\begin{aligned}
 V &= \int_0^{2\pi} \int_0^a f(r \cos \theta, r \sin \theta) r \, dr \, d\theta \\
 &= \int_0^{2\pi} \int_0^a h r \, dr \, d\theta \\
 &= h \int_0^{2\pi} \left[\frac{r^2}{2} \right]_0^a d\theta \\
 &= \frac{a^2 h}{2} \int_0^{2\pi} 1 \, d\theta \\
 &= \frac{a^2 h}{2} [\theta]_0^{2\pi} \\
 &= \pi a^2 h.
 \end{aligned}$$

Example (Truncated cylinder) The volume of a truncated cylinder is calculated by forming the intersection of a cylinder and an oblique plane. However, it confirms that the volume equals $\pi a^2 h$, because the cylinder's height, h , is the z -axis. To illustrate this, Fig. 11.21 shows a side projection of a cylinder intersecting the plane: $z = h - x/a$. It is clear that the two cross-hatched triangles are equal, which is why the volume is unchanged:

$$\begin{aligned}
 V &= \int_0^{2\pi} \int_0^a f(r \cos \theta, r \sin \theta) r \, dr \, d\theta \\
 &= \int_0^{2\pi} \int_0^a \left(h - \frac{r \cos \theta}{a} \right) r \, dr \, d\theta
 \end{aligned}$$

Fig. 11.22 A cross-section of parabola intersecting a cylinder



$$\begin{aligned}
 &= \int_0^{2\pi} \int_0^a \left(rh - \frac{r^2 \cos \theta}{a} \right) dr d\theta \\
 &= \int_0^{2\pi} \left[\frac{r^2 h}{2} - \frac{r^3 \cos \theta}{3a} \right]_0^a d\theta \\
 &= \int_0^{2\pi} \left(\frac{a^2 h}{2} - \frac{a^2 \cos \theta}{3} \right) d\theta \\
 &= \frac{a^2}{6} \int_0^{2\pi} (3h - 2 \cos \theta) d\theta \\
 &= \frac{a^2}{6} [3h\theta - 2 \sin \theta]_0^{2\pi} \\
 &= \frac{a^2}{6} 6\pi h \\
 &= \pi a^2 h.
 \end{aligned}$$

If the radius is 2, and the height 4, then the volume is 16π . Taking this cylinder and intersecting it with the parabola, $z = 2 + x^2/2$ as shown in Fig. 11.22, the volume reduces to 10π :

$$\begin{aligned}
 V &= \int_0^{2\pi} \int_0^2 \left(2 + \frac{x^2}{2} \right) r dr d\theta \\
 &= \int_0^{2\pi} \int_0^2 \left(2 + \frac{r^2 \cos^2 \theta}{2} \right) r dr d\theta \\
 &= \int_0^{2\pi} \int_0^2 \left(2r + \frac{r^3 \cos^2 \theta}{2} \right) dr d\theta
 \end{aligned}$$

$$\begin{aligned}
&= \int_0^{2\pi} \left[r^2 + \frac{r^4 \cos^2 \theta}{8} \right]_0^2 d\theta \\
&= \int_0^{2\pi} (4 + 2 \cos^2 \theta) d\theta \\
&= \int_0^{2\pi} (5 + \cos 2\theta) d\theta \\
&= \left[5\theta + \frac{\sin 2\theta}{2} \right]_0^{2\pi} \\
&= 10\pi.
\end{aligned}$$

11.5 Volumes with Triple Integrals

The double integral for calculating area is

$$\iint_R f(x, y) dx dy \quad \text{or} \quad \iint_R f(x, y) dA$$

where the region R is divided into a matrix of small areas represented by $dx dy$ or dA . The Riemann sum notation is

$$\iint_R f(x, y) dA = \lim_{n \rightarrow \infty} \sum_{i=1}^n f(x_i, y_i) \Delta A_i.$$

This notation can be generalised into a triple integral for calculating volume:

$$\iiint_R f(x, y, z) dx dy dz \quad \text{or} \quad \iiint_R f(x, y, z) dV$$

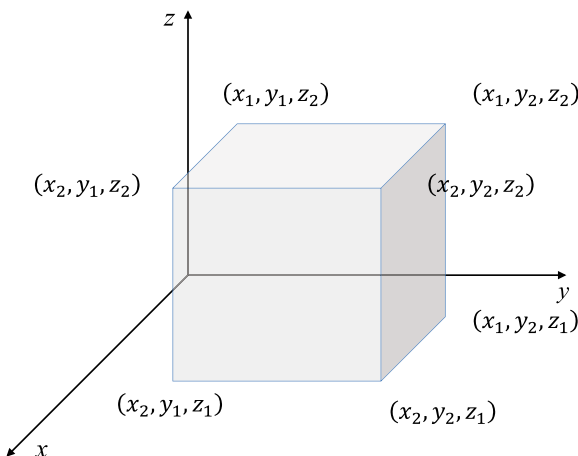
where the region R is divided into a matrix of small volumes represented by $dx dy dz$ or dV . The Riemann sum notation is

$$\iiint_R f(x, y, z) dV = \lim_{n \rightarrow \infty} \sum_{i=1}^n f(x_i, y_i, z_i) \Delta V_i.$$

Let's apply (11.6), where each integral identifies its interval of integration, to various 3D objects and calculate their volume.

$$V = \int_a^b \int_c^d \int_e^f f(x, y, z) dx dy dz. \quad (11.6)$$

Fig. 11.23 Cartesian coordinates for a rectangular box



11.5.1 Rectangular Box

Figure 11.23 shows the Cartesian coordinates for a rectangular box, with x -, y - and z -intervals are $(x_2 - x_1)$, $(y_2 - y_1)$ and $(z_2 - z_1)$ respectively, and whose volume is calculated using (11.6) as follows.

$$\begin{aligned}
 V &= \int_a^b \int_c^d \int_e^f f(x, y, z) \, dx \, dy \, dz \\
 &= \int_{z_1}^{z_2} \int_{y_1}^{y_2} \int_{x_1}^{x_2} 1 \, dx \, dy \, dz.
 \end{aligned}$$

Together, the three integrals create the product of three lengths:

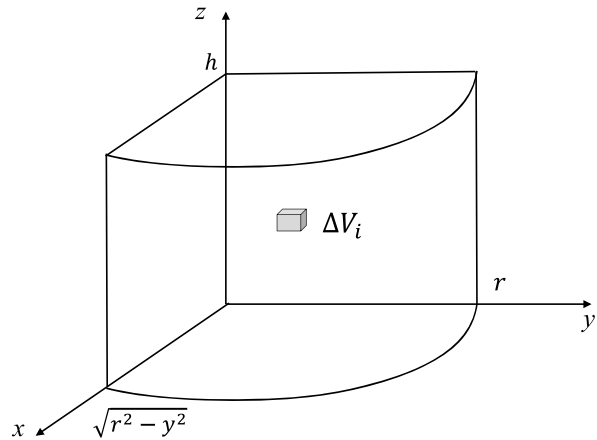
$$x_2 - x_1, \quad y_2 - y_1, \quad z_2 - z_1$$

which form the volume of the box:

$$\begin{aligned}
 V &= \int_{z_1}^{z_2} \int_{y_1}^{y_2} [x]_{x_1}^{x_2} \, dy \, dz \\
 &= (x_2 - x_1) \int_{z_1}^{z_2} \int_{y_1}^{y_2} 1 \, dy \, dz \\
 &= (x_2 - x_1) \int_{z_1}^{z_2} [y]_{y_1}^{y_2} \, dz \\
 &= (x_2 - x_1)(y_2 - y_1) \int_{z_1}^{z_2} 1 \, dz \\
 &= (x_2 - x_1)(y_2 - y_1)[z]_{z_1}^{z_2} \\
 &= (x_2 - x_1)(y_2 - y_1)(z_2 - z_1)
 \end{aligned}$$

which confirms that the volume is the product of the box's linear measurements.

Fig. 11.24 The first quadrant of a circular arc



11.5.2 Volume of a Cylinder

Figure 11.24 shows a quadrant of a cylinder with radius r , and height h . Its volume is computed by dividing the enclosed space into cuboids with a volume $\Delta V_i = \delta x \cdot \delta y \cdot \delta z$. In the limit, as δx , δy and δz tend towards zero, the entire volume is a Riemann sum, and a triple integral:

$$V = \int_0^h \int_0^r \int_0^{\sqrt{r^2 - y^2}} 1 \, dx \, dy \, dz. \quad (11.7)$$

The solution looks neater if the integrals are evaluated as follows

$$\begin{aligned} V &= \int_0^r \int_0^{\sqrt{r^2 - y^2}} \int_0^h 1 \, dz \, dx \, dy \\ &= \int_0^r \int_0^{\sqrt{r^2 - y^2}} [z]_0^h \, dx \, dy \\ &= h \int_0^r \int_0^{\sqrt{r^2 - y^2}} 1 \, dx \, dy \\ &= h \int_0^r [x]_0^{\sqrt{r^2 - y^2}} \, dy \\ &= h \int_0^r \sqrt{r^2 - y^2} \, dy. \end{aligned}$$

Let $y = r \sin \theta$, then

$$\frac{dy}{d\theta} = r \cos \theta \quad \text{or} \quad dy = r \cos \theta \, d\theta$$

and the interval for θ is $[0, \pi/2]$, therefore,

$$\begin{aligned} V &= h \int_0^{\pi/2} \sqrt{r^2 - r^2 \sin^2 \theta} r \cos \theta d\theta \\ &= r^2 h \int_0^{\pi/2} \cos^2 \theta d\theta \\ &= \frac{r^2 h}{2} \int_0^{\pi/2} (1 + \cos 2\theta) d\theta \\ &= \frac{r^2 h}{2} \left[\theta + \frac{1}{2} \sin 2\theta \right]_0^{\pi/2} \\ &= \frac{\pi r^2 h}{4}. \end{aligned}$$

As there are four such quadrants, the cylinder's volume is $\pi r^2 h$.

Cartesian coordinates are not best suited for this work—it is much more convenient to employ cylindrical polar coordinates, where

$$x = \rho \cos \phi, \quad y = \rho \sin \phi, \quad z = z$$

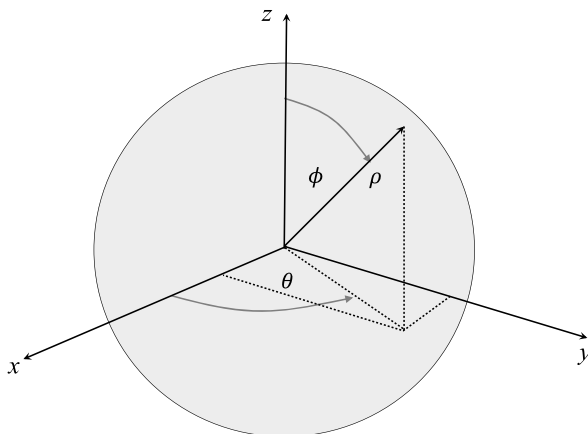
and the Jacobian is ρ . Therefore, (11.7) is written to represent the entire volume as

$$V = \int_0^h \int_0^{2\pi} \int_0^r \rho d\rho d\phi dz$$

which is integrated as follows:

$$\begin{aligned} V &= \int_0^h \int_0^{2\pi} \int_0^r \rho d\rho d\phi dz \\ &= \int_0^h \int_0^{2\pi} \left[\frac{\rho^2}{2} \right]_0^r d\phi dz \\ &= \frac{r^2}{2} \int_0^h \int_0^{2\pi} 1 d\phi dz \\ &= \frac{r^2}{2} \int_0^h [\phi]_0^{2\pi} dz \\ &= \pi r^2 \int_0^h 1 dz \\ &= \pi r^2 [z]_0^h \\ &= \pi r^2 h. \end{aligned}$$

Fig. 11.25 Spherical polar coordinates



11.5.3 Volume of a Sphere

Figure 11.25 shows how a sphere is defined using spherical polar coordinates, where any point has the coordinates (ρ, ϕ, θ) . In order to compute its volume ρ has the interval $[0, r]$, ϕ has the interval $[0, \pi]$, and θ has the interval $[0, 2\pi]$. Using the Jacobian $\rho^2 \sin \phi$, the volume is

$$\begin{aligned}
 V &= \int_0^{2\pi} \int_0^{\pi} \int_0^r \rho^2 \sin \phi \, d\rho \, d\phi \, d\theta \\
 &= \int_0^{2\pi} \int_0^{\pi} \left[\frac{\rho^3}{3} \right]_0^r \sin \phi \, d\phi \, d\theta \\
 &= \frac{r^3}{3} \int_0^{2\pi} \int_0^{\pi} \sin \phi \, d\phi \, d\theta \\
 &= \frac{r^3}{3} \int_0^{2\pi} [-\cos \phi]_0^{\pi} \, d\theta \\
 &= \frac{2r^3}{3} \int_0^{2\pi} d\theta \\
 &= \frac{2r^3}{3} [\theta]_0^{2\pi} \\
 &= \frac{4\pi r^3}{3}.
 \end{aligned}$$

11.5.4 Volume of a Cone

The triple integral provides another way to compute the volume of a cone, and is best evaluated using cylindrical polar coordinates, rather than Cartesian coordinates.

Fig. 11.26 A cone with cylindrical coordinates

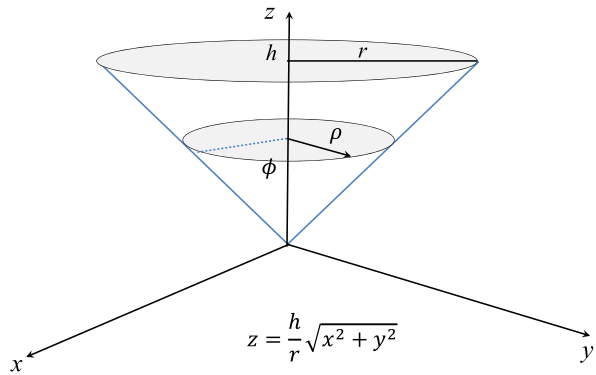


Figure 11.26 shows an inverted cone with height h and radius r . The equation for the cone is given by

$$z = \frac{h}{r} \sqrt{x^2 + y^2}$$

where any point in the cone has a distance $\rho = \sqrt{x^2 + y^2}$ from the z -axis. Thus when $\rho = r$, $z = h$, and when $\rho = 0$, $z = 0$, which provides the cone's shape. We are only interested in the volume between $z = 0$ and $z = h$.

Thus the intervals for the three cylindrical coordinates are:

$$\begin{aligned} \phi &= [0, 2\pi] \\ \rho &= [0, r] \\ z &= \left[\frac{h}{r} \rho, h \right] \end{aligned}$$

and using the Jacobian ρ , the triple integral is

$$V = \int_0^r \int_0^{2\pi} \int_{h\rho/r}^h d\phi dz \rho d\rho.$$

Integrating from the inside outwards, we have

$$\begin{aligned} V &= \int_0^r \int_{h\rho/r}^h \int_0^{2\pi} d\phi dz \rho d\rho \\ &= \int_0^r \int_{h\rho/r}^h \int_0^{2\pi} d\phi dz \rho d\rho \\ &= \int_0^r \int_{h\rho/r}^h [\phi]_0^{2\pi} dz \rho d\rho \\ &= 2\pi \int_0^r \int_{h\rho/r}^h 1 dz \rho d\rho \end{aligned}$$

$$\begin{aligned}
&= 2\pi \int_0^r [z]_{h\rho/r}^h \rho \, d\rho \\
&= 2\pi \int_0^r \left(h - \frac{h}{r}\rho \right) \rho \, d\rho \\
&= 2\pi \int_0^r \left(h\rho - \frac{h}{r}\rho^2 \right) d\rho \\
&= 2\pi \left[\frac{h\rho^2}{2} - \frac{h\rho^3}{3r} \right]_0^r \\
&= 2\pi \left(\frac{hr^2}{2} - \frac{hr^2}{3} \right) \\
&= \frac{2\pi}{6} (3hr^2 - 2hr^2) \\
&= \frac{\pi hr^2}{3}.
\end{aligned}$$

11.6 Summary

Integral calculus is a powerful tool for computing volume, whether it be using single, double or triple integrals, and this chapter has covered four techniques using the following formulae:

Slicing: Rotating $f(x)$ about the x -axis:

$$V = \pi \int_a^b [f(x)]^2 \, dx.$$

Slicing: Rotating $f(y)$ about the y -axis:

$$V = \pi \int_a^b [f(y)]^2 \, dy.$$

Shells: Rotating $f(x)$ about the x -axis:

$$V = 2\pi \int_a^b xf(x) \, dx.$$

Shells: Rotating $f(x)$ about the y -axis:

$$V = 2\pi \int_a^b yf(y) \, dy.$$

Surface function $f(x, y)$ using rectangular coordinates:

$$V = \int_a^b \int_c^d f(x, y) dx dy = \int_c^d \int_a^b f(x, y) dy dx.$$

Surface function $f(x, y)$ using polar coordinates:

$$V = \int_a^b \int_c^d f(x, y) dx dy = \int_{r_{\min}}^{r_{\max}} \int_{\theta_{\min}}^{\theta_{\max}} f(r \cos \theta, r \sin \theta) r d\theta dr.$$

Triple integral using rectangular coordinates:

$$V = \int_a^b \int_c^d \int_e^f f(x, y, z) dx dy dz.$$

Triple integral using cylindrical polar coordinates:

$$V = \int_{z_{\min}}^{z_{\max}} \int_{\phi_{\min}}^{\phi_{\max}} \int_{\rho_{\min}}^{\rho_{\max}} f(\rho, \phi, z) \rho d\rho d\phi dz.$$

Chapter 12

Vector-Valued Functions

12.1 Introduction

So far, all the functions we have differentiated or integrated have been real-valued functions, such as

$$f(x) = x + \sin x$$

where x is a real value. However, as vectors play such an important role in physics, mechanics, motion, etc., it is essential that we understand how to differentiate and integrate vector-valued functions such as

$$\mathbf{p}(t) = x(t)\mathbf{i} + y(t)\mathbf{j} + z(t)\mathbf{k}$$

where \mathbf{i} , \mathbf{j} and \mathbf{k} are unit basis vectors. This chapter introduces how such functions are differentiated and integrated.

12.2 Differentiating Vector Functions

The position of a point $P(x, y)$ on the plane is located using a vector:

$$\mathbf{p} = x\mathbf{i} + y\mathbf{j}$$

or a point $P(x, y, z)$ in 3D space as

$$\mathbf{p} = x\mathbf{i} + y\mathbf{j} + z\mathbf{k}.$$

If the point is moving and controlled by a time-based function with parameter t , then the position vector has the form:

$$\mathbf{p}(t) = x(t)\mathbf{i} + y(t)\mathbf{j}$$

or in 3D space

$$\mathbf{p}(t) = x(t)\mathbf{i} + y(t)\mathbf{j} + z(t)\mathbf{k}.$$

The derivative of $\mathbf{p}(t)$ is another vector formed from the derivatives of $x(t)$, $y(t)$ and $z(t)$:

$$\frac{d}{dt}\mathbf{p}(t) = \mathbf{p}'(t) = \frac{dx}{dt}\mathbf{i} + \frac{dy}{dt}\mathbf{j}$$

or in 3D:

$$\frac{d}{dt}\mathbf{p}(t) = \mathbf{p}'(t) = \frac{dx}{dt}\mathbf{i} + \frac{dy}{dt}\mathbf{j} + \frac{dz}{dt}\mathbf{k}.$$

For example, given

$$\mathbf{p}(t) = 10 \sin t \mathbf{i} + 5t^2 \mathbf{j} + 20 \cos t \mathbf{k}$$

then

$$\frac{d}{dt}\mathbf{p}(t) = 10 \cos t \mathbf{i} + 10t \mathbf{j} - 20 \sin t \mathbf{k}.$$

12.2.1 Velocity and Speed

As $\mathbf{p}(t)$ gives the position of a point at time t , its derivative gives the rate of change of the position with respect to time, i.e. its velocity. For example, if $\mathbf{p}(t)$ is the position of a point P at time t , P 's change in position from t to $t + \Delta t$ is

$$\Delta \mathbf{p} = \mathbf{p}(t + \Delta t) - \mathbf{p}(t).$$

Dividing throughout by Δt :

$$\frac{\Delta \mathbf{p}}{\Delta t} = \frac{\mathbf{p}(t + \Delta t) - \mathbf{p}(t)}{\Delta t}.$$

In the limit as $\Delta t \rightarrow 0$ we have

$$\frac{d}{dt}\mathbf{p}(t) = \mathbf{v}(t) = \lim_{\Delta t \rightarrow 0} \frac{\mathbf{p}(t + \Delta t) - \mathbf{p}(t)}{\Delta t}$$

which is the velocity of P at time t . Figure 12.1 shows this diagrammatically.

For example, if the functions controlling a particle are $x(t) = 3 \cos t$, $y(t) = 4 \sin t$ and $z(t) = 5t$, then

$$\mathbf{p}(t) = 3 \cos t \mathbf{i} + 4 \sin t \mathbf{j} + 5t \mathbf{k}$$

and differentiating $\mathbf{p}(t)$ gives the velocity vector:

$$\mathbf{v}(t) = -3 \sin t \mathbf{i} + 4 \cos t \mathbf{j} + 5 \mathbf{k}.$$

Fig. 12.1 Velocity of P at time t

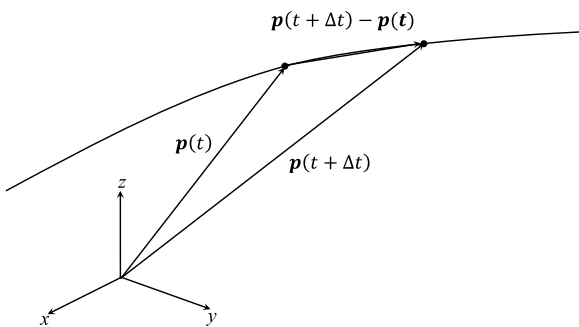


Fig. 12.2 Position and velocity vectors for P

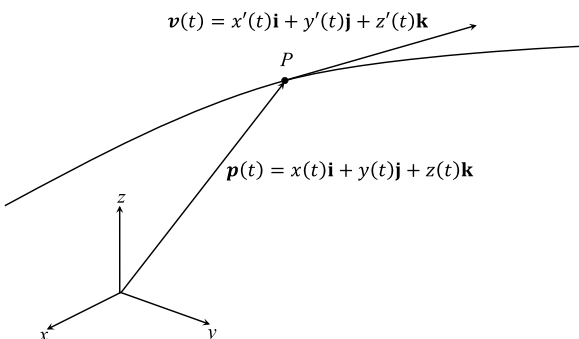


Figure 12.2 shows a point P moving along a trajectory defined by its position vector $\mathbf{p}(t)$. P 's velocity is represented by $\mathbf{v}(t)$ which is tangential to the trajectory at P .

Given the position vector for a particle P ,

$$\mathbf{p}(t) = x(t)\mathbf{i} + y(t)\mathbf{j} + z(t)\mathbf{k}$$

the speed of P is given by

$$|\mathbf{v}(t)| = \sqrt{\left(\frac{dx}{dt}\right)^2 + \left(\frac{dy}{dt}\right)^2 + \left(\frac{dz}{dt}\right)^2}.$$

In the case of

$$\mathbf{v}(t) = -3 \sin t \mathbf{i} + 4 \cos t \mathbf{j} + 5 \mathbf{k}$$

the speed is

$$\begin{aligned} |\mathbf{v}(t)| &= \sqrt{(-3 \sin t)^2 + (4 \cos t)^2 + 5^2} \\ &= \sqrt{9 \sin^2 t + 16 \cos^2 t + 25} \end{aligned}$$

and at time $t = 0$

$$|\mathbf{v}(t)| = \sqrt{16 + 25} = \sqrt{41}$$

and at time $t = \pi/2$

$$|\mathbf{v}(t)| = \sqrt{9 + 25} = \sqrt{34}.$$

12.2.2 Acceleration

The acceleration of a particle with position vector $\mathbf{p}(t)$ is the second derivative of $\mathbf{p}(t)$, or the derivative of P 's velocity vector:

$$\mathbf{a}(t) = \mathbf{p}''(t) = \mathbf{v}'(t) = \frac{d^2x}{dt^2}\mathbf{i} + \frac{d^2y}{dt^2}\mathbf{j} + \frac{d^2z}{dt^2}\mathbf{k}.$$

In the case of

$$\mathbf{p}(t) = 3 \cos t \mathbf{i} + 4 \sin t \mathbf{j} + 5t \mathbf{k}$$

$$\mathbf{v}(t) = -3 \sin t \mathbf{i} + 4 \cos t \mathbf{j} + 5 \mathbf{k}$$

$$\mathbf{a}(t) = -3 \cos t \mathbf{i} - 4 \sin t \mathbf{j}.$$

12.2.3 Rules for Differentiating Vector-Valued Functions

Vector-valued functions are treated just like vectors, in that they can be added, subtracted, scaled and multiplied, which leads to the following rules for their differentiation:

$$\frac{d}{dt}[\mathbf{p}(t) \pm \mathbf{q}(t)] = \frac{d}{dt}\mathbf{p}(t) \pm \frac{d}{dt}\mathbf{q}(t) \quad \text{addition and subtraction}$$

$$\frac{d}{dt}[\lambda \mathbf{p}(t)] = \lambda \frac{d}{dt}\mathbf{p}(t) \quad \text{where } \lambda \in \mathbb{R}, \quad \text{scalar multiplier}$$

$$\frac{d}{dt}[f(t)\mathbf{p}(t)] = f(t)\mathbf{p}'(t) + f'(t)\mathbf{p}(t) \quad \text{function multiplier}$$

$$\frac{d}{dt}[\mathbf{p}(t) \bullet \mathbf{q}(t)] = \mathbf{p}(t) \bullet \mathbf{q}'(t) + \mathbf{p}'(t) \bullet \mathbf{q}(t) \quad \text{dot product}$$

$$\frac{d}{dt}[\mathbf{p}(t) \times \mathbf{q}(t)] = \mathbf{p}(t) \times \mathbf{q}'(t) + \mathbf{p}'(t) \times \mathbf{q}(t) \quad \text{cross product}$$

$$\frac{d}{dt}[\mathbf{p}(f(t))] = \mathbf{p}'(f(t))f'(t) \quad \text{function of a function.}$$

12.3 Integrating Vector-Valued Functions

The integral of a vector-valued function is just its antiderivative, where each term is integrated individually. For example, given

$$\mathbf{p}(t) = x(t)\mathbf{i} + y(t)\mathbf{j} + z(t)\mathbf{k}$$

then

$$\int_a^b \mathbf{p}(t) dt = \int_a^b x(t)\mathbf{i} dt + \int_a^b y(t)\mathbf{j} dt + \int_a^b z(t)\mathbf{k} dt.$$

Similarly,

$$\int \mathbf{p}(t) dt = \int x(t)\mathbf{i} dt + \int y(t)\mathbf{j} dt + \int z(t)\mathbf{k} dt + \mathbf{C}.$$

Integrating the velocity vector used before:

$$\mathbf{v}(t) = -3 \sin t\mathbf{i} + 4 \cos t\mathbf{j} + 5\mathbf{k}$$

then

$$\begin{aligned} \int \mathbf{v}(t) dt &= \int (-3 \sin t\mathbf{i}) dt + \int (4 \cos t\mathbf{j}) dt + \int (5\mathbf{k}) dt + \mathbf{C} \\ &= -3 \int (\sin t\mathbf{i}) dt + 4 \int (\cos t\mathbf{j}) dt + 5 \int (1\mathbf{k}) dt + \mathbf{C} \\ &= 3 \cos t\mathbf{i} + 4 \sin t\mathbf{j} + 5t\mathbf{k} + \mathbf{C}. \end{aligned}$$

We have already seen that

$$\mathbf{v}(t) = \frac{d}{dt} \mathbf{p}(t)$$

$$\mathbf{a}(t) = \frac{d}{dt} \mathbf{v}(t)$$

therefore,

$$\mathbf{p}(t) = \int \mathbf{v}(t) dt$$

$$\mathbf{v}(t) = \int \mathbf{a}(t) dt.$$

Example 1 If an object falls under the influence of gravity (9.8 m/s^2) for 3 seconds, its velocity at any time is given by

$$\mathbf{v}(t) = \int 9.8 dt = 9.8t + C_1.$$

Assuming that its initial velocity is zero, then $\mathbf{v}(0) = 0$, and $C_1 = 0$. Therefore,

$$\mathbf{p}(t) = \int 9.8t \, dt = \frac{9.8}{2}t^2 + C_2 = 4.9t^2 + C_2.$$

But $\mathbf{p}(0) = 0$, and $C_2 = 0$, therefore,

$$\mathbf{p}(t) = 4.9t^2.$$

Consequently, after 3 seconds, the object has fallen $4.9 \times 3^2 = 40.1$ m.

If the object had been given an initial downward velocity of 1 m/s, then $C_1 = 1$, which means that

$$\mathbf{p}(t) = \int (9.8t + 1) \, dt = \frac{9.8}{2}t^2 + t + C_2 = 4.9t^2 + t + C_2.$$

But $\mathbf{p}(0) = 0$, and $C_2 = 0$, therefore,

$$\mathbf{p}(t) = 4.9t^2 + t.$$

Consequently, after 3 seconds, the object has fallen $4.9 \times 3^2 + 3 = 43.1$ m.

Example 2 Compute an object's position after 2 seconds if it is following a parametric curve such that its velocity is

$$\mathbf{v}(t) = t^2\mathbf{i} + t\mathbf{j} + t^3\mathbf{k}$$

starting at the origin at time $t = 0$.

$$\begin{aligned} \mathbf{p}(t) &= \int \mathbf{v}(t) \, dt + \mathbf{C} \\ &= \int (t^2\mathbf{i} + t\mathbf{j} + t^3\mathbf{k}) \, dt + \mathbf{C} \\ &= \int t^2\mathbf{i} \, dt + \int t\mathbf{j} \, dt + \int t^3\mathbf{k} \, dt + \mathbf{C} \\ &= \frac{t^3}{3}\mathbf{i} + \frac{t^2}{2}\mathbf{j} + \frac{t^4}{4}\mathbf{k} + \mathbf{C}. \end{aligned}$$

But $\mathbf{p}(0) = 0\mathbf{i} + 0\mathbf{j} + 0\mathbf{k}$, therefore, the vector $\mathbf{C} = 0\mathbf{i} + 0\mathbf{j} + 0\mathbf{k}$, and

$$\mathbf{p}(t) = \frac{t^3}{3}\mathbf{i} + \frac{t^2}{2}\mathbf{j} + \frac{t^4}{4}\mathbf{k}.$$

Consequently, after 2 seconds, the object is at

$$\mathbf{p}(2) = \frac{2^3}{3}\mathbf{i} + \frac{2^2}{2}\mathbf{j} + \frac{2^4}{4}\mathbf{k}$$

$$= \frac{8}{3}\mathbf{i} + 2\mathbf{j} + 4\mathbf{k}$$

which is the point $(8/3, 2, 4)$.

12.4 Summary

The calculus of vector-based functions is a large and complex subject, and in this short chapter we have only covered the basic principles for differentiating and integrating simple functions, which are summarised here.

Given a function of the form

$$\mathbf{p}(t) = x(t)\mathbf{i} + y(t)\mathbf{j} + z(t)\mathbf{k}$$

its derivative is

$$\frac{d}{dt}\mathbf{p}(t) = \mathbf{p}'(t) = \frac{dx}{dt}\mathbf{i} + \frac{dy}{dt}\mathbf{j} + \frac{dz}{dt}\mathbf{k}$$

its integral is

$$\int \mathbf{p}(t) dt = \int x(t)\mathbf{i} dt + \int y(t)\mathbf{j} dt + \int z(t)\mathbf{k} dt + \mathbf{C}$$

and definite integral:

$$\int_a^b \mathbf{p}(t) dt = \int_a^b x(t)\mathbf{i} dt + \int_a^b y(t)\mathbf{j} dt + \int_a^b z(t)\mathbf{k} dt.$$

If $\mathbf{p}(t)$ is a time-based position vector, its derivative is a velocity vector, and its second derivative is an acceleration vector:

$$\begin{aligned}\mathbf{p}(t) &= x(t)\mathbf{i} + y(t)\mathbf{j} + z(t)\mathbf{k} \\ \mathbf{v}(t) &= \frac{dx}{dt}\mathbf{i} + \frac{dy}{dt}\mathbf{j} + \frac{dz}{dt}\mathbf{k} \\ \mathbf{a}(t) &= \frac{d^2x}{dt^2}\mathbf{i} + \frac{d^2y}{dt^2}\mathbf{j} + \frac{d^2z}{dt^2}\mathbf{k}.\end{aligned}$$

The magnitude of $\mathbf{v}(t)$ represents speed:

$$|\mathbf{v}(t)| = \sqrt{\left(\frac{dx}{dt}\right)^2 + \left(\frac{dy}{dt}\right)^2 + \left(\frac{dz}{dt}\right)^2}$$

and for acceleration:

$$|\mathbf{a}(t)| = \sqrt{\left(\frac{d^2x}{dt^2}\right)^2 + \left(\frac{d^2y}{dt^2}\right)^2 + \left(\frac{d^2z}{dt^2}\right)^2}.$$

Chapter 13

Conclusion

Calculus is such a large subject, that everything one investigates leads to something else, and one is tempted to write about it and explain how and why it works. Consequently, when I started writing this book I had clear objectives about what to include and what to leave out. Having reached this final chapter, I feel that I have achieved this objective. There have been moments when I was tempted to include more topics and more examples and turn this book into similar books on calculus that are extremely large and daunting to open.

Hopefully, the topics I have included will inspire you to read other books on calculus and consolidate your knowledge and understanding of this important branch of mathematics.

Appendix A

Limit of $(\sin \theta)/\theta$

This appendix proves that

$$\lim_{\theta \rightarrow 0} \frac{\sin \theta}{\theta} = 1, \quad \text{where } \theta \text{ is in radians.}$$

From high-school mathematics we know that $\sin \theta \approx \theta$, for small values of θ . For example:

$$\sin 0.1 = 0.099833$$

$$\sin 0.05 = 0.04998$$

$$\sin 0.01 = 0.0099998$$

and

$$\frac{\sin 0.1}{0.1} = 0.99833$$

$$\frac{\sin 0.05}{0.05} = 0.99958$$

$$\frac{\sin 0.01}{0.01} = 0.99998.$$

Therefore, we can reason that in the limit, as $\theta \rightarrow 0$:

$$\lim_{\theta \rightarrow 0} \frac{\sin \theta}{\theta} = 1.$$

Figure A.1 shows a graph of $(\sin \theta)/\theta$, which confirms this result. However, this is an observation, rather than a proof. So, let's pursue a geometric line of reasoning.

From Fig. A.2 we see as the circle's radius is unity, $OA = OB = 1$, and $AC = \tan \theta$. As part of the strategy, we need to calculate the area of the triangle $\triangle OAB$, the sector OAB and the $\triangle OAC$:

Fig. A.1 Graph of $(\sin \theta)/\theta$

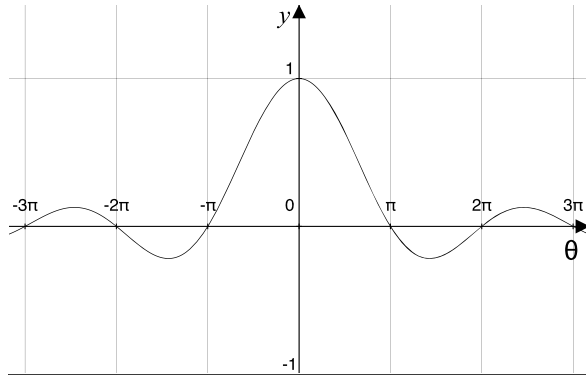
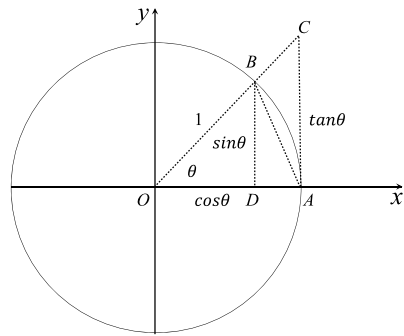


Fig. A.2 Unit radius circle with trigonometric ratios



$$\text{Area of } \triangle OAB = \triangle ODB + \triangle DAB$$

$$= \frac{1}{2} \cos \theta \sin \theta + \frac{1}{2} (1 - \cos \theta) \sin \theta$$

$$= \frac{1}{2} \cos \theta \sin \theta + \frac{1}{2} \sin \theta - \frac{1}{2} \cos \theta \sin \theta$$

$$= \frac{\sin \theta}{2}$$

$$\text{Area of sector } OAB = \frac{\theta}{2\pi} \pi (1)^2 = \frac{\theta}{2}$$

$$\text{Area of } \triangle OAC = \frac{1}{2} (1) \tan \theta = \frac{\tan \theta}{2}.$$

From the geometry of a circle, we know that

$$\frac{\sin \theta}{2} < \frac{\theta}{2} < \frac{\tan \theta}{2}$$

$$\sin \theta < \theta < \frac{\sin \theta}{\cos \theta}$$

$$1 < \frac{\theta}{\sin\theta} < \frac{1}{\cos\theta}$$
$$1 > \frac{\sin\theta}{\theta} > \cos\theta$$

and as $\theta \rightarrow 0$, $\cos\theta \rightarrow 1$ and $\frac{\sin\theta}{\theta} \rightarrow 1$. This holds, even for negative values of θ , because

$$\frac{\sin(-\theta)}{-\theta} = \frac{-\sin\theta}{-\theta} = \frac{\sin\theta}{\theta}.$$

Therefore,

$$\lim_{\theta \rightarrow 0} \frac{\sin\theta}{\theta} = 1.$$

Appendix B

Integrating $\cos^n \theta$

We start with

$$\int \cos^n x \, dx = \int \cos x \cos^{n-1} x \, dx.$$

Let $u = \cos^{n-1} x$ and $v' = \cos x$, then

$$u' = -(n-1) \cos^{n-2} x \sin x$$

and

$$v = \sin x.$$

Integrating by parts:

$$\begin{aligned} \int uv' \, dx &= uv - \int vu' \, dx + C \\ \int \cos^{n-1} x \cos x \, dx &= \cos^{n-1} x \sin x + \int \sin x (n-1) \cos^{n-2} x \sin x \, dx + C \\ &= \sin x \cos^{n-1} x + (n-1) \int \sin^2 x \cos^{n-2} x \, dx + C \\ &= \sin x \cos^{n-1} x + (n-1) \int (1 - \cos^2 x) \cos^{n-2} x \, dx + C \\ &= \sin x \cos^{n-1} x + (n-1) \int \cos^{n-2} x \, dx \\ &\quad - (n-1) \int \cos^n x \, dx + C \\ n \int \cos^n x \, dx &= \sin x \cos^{n-1} x + (n-1) \int \cos^{n-2} x \, dx + C \\ \int \cos^n x \, dx &= \frac{\sin x \cos^{n-1} x}{n} + \frac{n-1}{n} \int \cos^{n-2} x \, dx + C \end{aligned}$$

where n is an integer, $\neq 0$.

Similarly,

$$\int \sin^n x \, dx = -\frac{\cos x \sin^{n-1} x}{n} + \frac{n-1}{n} \int \sin^{n-2} x \, dx + C.$$

For example,

$$\int \cos^3 x \, dx = \frac{\sin x \cos^2 x}{3} + \frac{2}{3} \sin x + C.$$

Index

A

- Acceleration, 212
- Antiderivative, 26, 31
- Arc length, 135
 - circle, 138
 - cosh function, 144
 - parabola, 139
 - parametric function, 145
 - polar coordinates, 148
 - sine curve, 144
 - spiral, 147
 - straight line, 138
- Area
 - between two functions, 127
 - circle, 118
 - cone, 155
 - cylinder, 155
 - double integrals, 162, 173
 - negative, 126
 - paraboloid, 159
 - parametric function, 130, 161
 - positive, 126
 - right cone, 155
 - sphere, 158
 - surface, 153
 - surface of revolution, 153
 - under a graph, 117
 - with the y-axis, 129

B

- Binomial expansion, 22
- Box
 - volume, 201

C

- Cauchy, Augustin-Louis, 17
- Chain rule, 82

Cone

- surface area, 155
- volume, 181, 190, 204

Continuity, 17

Continuous function, 5, 89

Cubic equation, 20

Cylinder

- surface area, 155
- volume, 180, 189, 202

D

Definite integral, 121

Dependent variable, 3

Derivative, 25, 31

- graphical interpretation, 24
- partial, 75
- total, 84

Derivatives, 17

Derivatives and motion, 72

Differential, 25

Differentiating, 31

- arccos function, 55
- arccot function, 56
- arccsc function, 56
- arcosh function, 62
- arcoth function, 64
- arsch function, 64
- arcsec function, 56
- arcsin function, 55
- arctan function, 55
- arsech function, 64
- arsinh function, 62
- artanh function, 62
- cosech function, 61
- cosh function, 59
- cot function, 54
- coth function, 61

Differentiating (*cont.*)

- csc function, 53
- exponential functions, 47
- function of a function, 33
- function products, 37
- function quotients, 41
- hyperbolic functions, 58
- implicit functions, 44
- logarithmic functions, 49
- periodic functions, 12
- sec function, 53
- sech function, 61
- sine function, 35
- sinh function, 59
- sums of functions, 32
- tan function, 52
- tanh function, 59
- trigonometric functions, 51
- vector functions, 209

Differentiation

- partial, 76

Discontinuous function, 5

Domain, 132

Double integrals, 162

- volume, 193

E

Ellipsoid

- volume, 186

F

Function, 3, 22

- continuous, 5, 89
- cubic, 20
- differentiation, 12
- discontinuous, 5
- integration, 12
- linear, 6
- periodic, 7
- polynomial, 7
- quadratic, 19
- rate of change, 8
- real-valued, 132
- second derivative, 71
- slope, 9
- vector-valued, 209

Function of a function, 8

- differentiating, 33

Fundamental theorem of calculus,

- 122

H

Higher derivatives, 67

I

Indefinite integral, 87

Independent variable, 3

Infinitesimals, 17

Integral

- definite, 121

Integrating

- arccos function, 55
- arccot function, 56
- arccsc function, 56
- arcosh function, 63
- arcoth function, 65
- arsch function, 64
- arcsec function, 56
- arcsin function, 55
- arctan function, 55
- arsech function, 64
- arsinh function, 63
- artanh function, 64
- cot function, 54
- csc function, 53
- exponential function, 49
- logarithmic function, 50
- sec function, 53
- tan function, 52
- vector-valued functions, 213

Integration, 26

- by parts, 101
- by substitution, 107
- completing the square, 95
- difficult functions, 90
- integrand contains a derivative, 97
- partial fractions, 111
- radicals, 94
- techniques, 89
- trigonometric identities, 90

Interval, 132

J

Jacobi, Carl Gustav Jacob, 164

Jacobian, 164

Jacobian determinant, 164

Jacobian matrix, 164

L

Lagrange, Joseph Louis, 135

Lagrange's Mean-Value Theorem, 135

Limits, 17, 22

Linear function, 6

M

Maxima, 70

Mean-value theorem, 135

Minima, 70

Mixed partial derivative, 80

P

Paraboloid

area, 159

volume, 187, 192

Parametric function

area, 161

Partial derivative

chain rule, 82

first, 77

mixed, 80

second, 77

visualising, 78

Partial derivatives, 75

Pascal's triangle, 22

Periodic function, 7

Polynomial function, 7

Q

Quadratic function, 19

R

Riemann, Bernhard, 132

Riemann sum, 132

Right cone

surface area, 155

volume, 181, 190

Robinson, Abraham, 17

S

Second derivative, 71

Sine, differentiating, 35

Slope of a function, 9

Solid of revolution

disk method, 179

shell method, 188

Speed, 210

Sphere

area, 158

volume, 185, 191, 204

Surface area, 153

Surface of revolution, 153

T

Total derivative, 84

Triple integral

volume, 200

V

Variable

dependent, 3

independent, 3

Vector-valued function, 209

Velocity, 210

Volume, 179

box, 194, 201

cone, 181, 190, 204

cylinder, 180, 189, 202

double integrals, 193

ellipsoid, 186

paraboloid, 187, 192

prism, 195

right cone, 181, 190

right conical frustum, 183

solid of revolution, 179

sphere, 185, 191, 204

triple integral, 200

W

Weierstrass, Karl, 17